



## PLAIN POLYESTER FILM CAPACITORS (INDUCTIVE TYPE)

**MAIN APPLICATION:** Blocking, bypassing, filtering, coupling and decoupling, interference suppression in low voltage applications, low pulse applications.

**CONSTRUCTION:** Film/foil inductive type construction with aluminum foil as electrode and polyester (PET) film as dielectric, coated with flame retardant epoxy resin.

**CLIMATIC CATEGORY:** 40/100/56

**MAX. TEMPERATURE RATING:** 125° C

**APPLICABLE SPECIFICATION:** IEC 384-11

**CAPACITANCE VALUE, RATED VOLTAGE (DC):** Refer dimension chart.

**CAPACITANCE TOLERANCE:** ± 5%, ± 10%

**VOLTAGE PROOF (Between terminals):**  
2 times of rated voltage for 2 seconds.

**INSULATION RESISTANCE:**

Minimum Insulation Resistance $R_{IS}$	$V_R$	$C_R \leq 0.33 \mu f$	$C_R > 0.33 \mu f$
(or) time constant $T = C_R \times R_{IS}$	$\leq 100V DC$	$30 G\Omega$	$10000s$
at 25° C, relative humidity $\leq 70\%$	$\geq 250V DC$	$100 G\Omega$	$10000s$

**TAN  $\delta$ :** 0.8% (maximum) at 1 kHz.

**LIFE TEST CONDITIONS (Loading at elevated temperature):**  
Loaded at 1.5 times of rated voltage at 85° C or 1.5 times of category voltage at 100° C for 1000 hours. Category voltage is 80% of rated voltage.

**AFTER THE TEST**

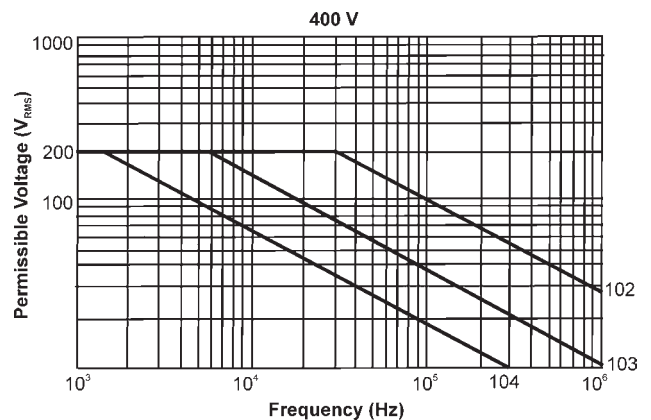
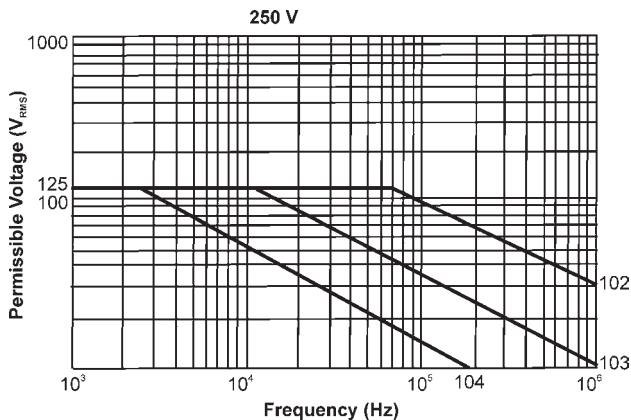
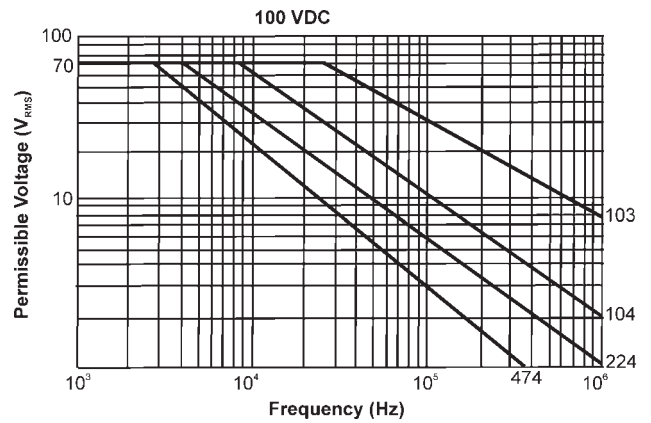
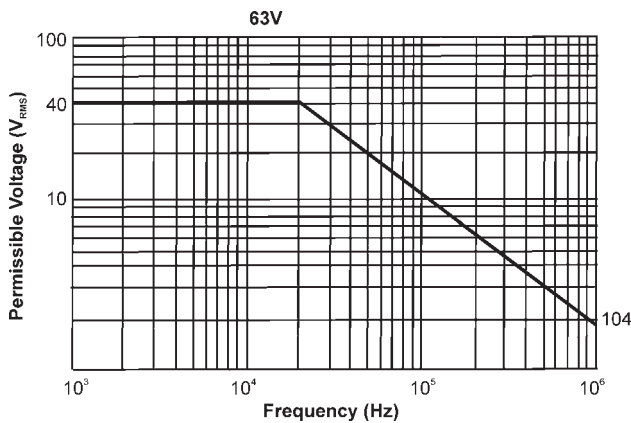
$\Delta c/c$ :  $\leq 5\%$  of initial value.

**Change in Tan  $\delta$ :**  $\leq 0.01$  or 1.2 times the value measured before the test, whichever is higher.

**Insulation resistance:**  $\geq 50\%$  of the value mentioned in IR chart.

**APPROVALS:** Tested at ERTL (North) as per IEC 384-11.

Permissible AC Voltage  $V_{RMS}$  vs. Frequency F at Ambient Temperature 25° C



Ordering Code and Packing Units: Plain Polyester Film Capacitors (Inductive Type)

Rated Voltage	Rated Cap. (µf)	Maximum Dimensions (mm)						Dv/Dt V/µs	Wt g	Ordering code	Packing units	
		L	H	W	d ±0.05	S ±0.5	F +0.8/-0.2				Ammo	Bulk
63V DC	0.1	11.0	14.0	6.0	0.5	7.0	5.0	10000	0.76	01 104 +1J <sup>*^</sup>	2000	2000
100V DC	0.001	6.0	11.5	3.5	0.5	4.0	5.0	10000	0.22	01 102 +2A <sup>*^</sup>	5000	2000
	0.0015	6.0	11.5	3.5	0.5	4.0	5.0	10000	0.22	01 152 +2A <sup>*^</sup>	5000	2000
	0.0022	6.0	11.5	3.5	0.5	4.0	5.0	10000	0.28	01 222 +2A <sup>*^</sup>	5000	2000
	0.0033	6.5	11.5	3.5	0.5	4.0	5.0	10000	0.32	01 332 +2A <sup>*^</sup>	5000	2000
	0.0047	6.5	11.5	3.5	0.5	4.0	5.0	10000	0.25	01 472 +2A <sup>*^</sup>	5000	2000
	0.0068	6.5	11.5	3.5	0.5	4.0	5.0	10000	0.25	01 682 +2A <sup>*^</sup>	5000	2000
	0.0091	7.5	11.5	3.5	0.5	4.0	5.0	10000	0.28	01 912 +2A <sup>*^</sup>	5000	2000
	0.01	7.5	11.5	4.0	0.5	4.0	5.0	10000	0.35	01 103 +2A <sup>*^</sup>	4500	2000
	0.015	7.5	11.5	4.0	0.5	4.0	5.0	10000	0.35	01 153 +2A <sup>*^</sup>	4500	2000
	0.022	7.5	13.0	4.0	0.5	4.5	5.0	10000	0.35	01 223 +2A <sup>*^</sup>	4500	2000
	0.033	7.5	13.0	5.0	0.5	5.0	5.0	10000	0.40	01 333 +2A <sup>*^</sup>	4000	2000
	0.047	9.5	13.0	5.0	0.5	5.5	5.0	10000	0.45	01 473 +2A <sup>*^</sup>	2500	2000
	0.056	10.0	13.0	5.0	0.5	6.0	5.0	10000	0.52	01 563 +2A <sup>*^</sup>	2500	2000
	0.068	10.0	14.0	5.5	0.5	7.0	5.0	10000	0.60	01 683 +2A <sup>*^</sup>	2000	2000
	0.082	11.0	14.0	6.0	0.5	7.0	5.0	10000	0.70	01 823 +2A <sup>*^</sup>	2000	2000
	0.1	11.0	14.0	6.0	0.5	7.0	5.0	10000	0.75	01 104 +2A <sup>*^</sup>	2000	2000
	0.15	12.0	15.0	6.5	0.5	7.5	5.0	10000	1.10	01 154 +2A <sup>*^</sup>	1500	1000
	0.22	12.0	17.0	6.5	0.5	8.5	-	10000	1.56	01 224 +2A <sup>*^</sup>	-	1000
	0.47	16.0	21.0	8.5	0.5	11.5	-	10000	2.88	01 474 +2A <sup>*^</sup>	-	400
250V DC	0.001	6.0	11.5	3.5	0.5	4.0	5.0	10000	0.28	01 102 +2E <sup>*^</sup>	5000	2000
	0.0015	6.0	12.0	3.5	0.5	4.0	5.0	10000	0.3	01 152 +2E <sup>*^</sup>	5000	2000
	0.0022	6.0	12.0	3.5	0.5	4.0	5.0	10000	0.28	01 222 +2E <sup>*^</sup>	5000	2000
	0.0027	6.5	12.0	3.5	0.5	4.0	5.0	10000	0.32	01 272 +2E <sup>*^</sup>	5000	2000
	0.0033	6.5	12.0	3.5	0.5	4.0	5.0	10000	0.28	01 332 +2E <sup>*^</sup>	5000	2000
	0.0047	6.5	12.0	3.5	0.5	4.0	5.0	10000	0.32	01 472 +2E <sup>*^</sup>	5000	2000
	0.01	7.5	13.0	4.0	0.5	5.0	5.0	10000	0.35	01 103 +2E <sup>*^</sup>	2500	2000
	0.015	8.0	13.0	4.5	0.5	5.5	5.0	10000	0.42	01 153 +2E <sup>*^</sup>	2500	2000
	0.022	9.0	13.0	4.5	0.5	6.0	5.0	10000	0.45	01 223 +2E <sup>*^</sup>	2500	2000
	0.033	9.5	13.0	5.0	0.5	7.0	5.0	10000	0.64	01 333 +2E <sup>*^</sup>	2500	2000
	0.047	11.0	14.0	6.0	0.5	7.0	7.5	10000	0.80	01 473 +2E <sup>*^</sup>	2000	2000
	0.056	11.0	14.0	6.5	0.5	7.0	-	10000	0.90	01 563 +2E <sup>*^</sup>	-	2000
	0.1	13.0	18.0	6.5	0.5	9.0	-	10000	1.30	01 104 +2E <sup>*^</sup>	-	1000
400V DC	0.001	6.0	11.5	3.5	0.5	4.0	5.0	10000	0.28	01 102 +2G <sup>*^</sup>	5000	2000
	0.0015	6.0	11.5	3.5	0.5	4.0	5.0	10000	0.3	01 152 +2G <sup>*^</sup>	5000	2000
	0.0022	6.0	11.5	3.5	0.5	4.0	5.0	10000	0.30	01 222 +2G <sup>*^</sup>	5000	2000
	0.0033	6.5	11.5	4.0	0.5	4.0	5.0	10000	0.35	01 332 +2G <sup>*^</sup>	5000	2000
	0.0047	7.0	11.5	4.0	0.5	5.0	5.0	10000	0.40	01 472 +2G <sup>*^</sup>	4500	2000
	0.0056	8.0	11.5	4.0	0.5	5.5	5.0	10000	0.45	01 562 +2G <sup>*^</sup>	4000	2000
	0.01	8.5	12.0	4.5	0.5	6.5	5.0	10000	0.65	01 103 +2G <sup>*^</sup>	4000	2000
	0.015	9.5	13.0	5.0	0.5	7.0	5.0	10000	0.62	01 153 +2G <sup>*^</sup>	2000	2000
	0.022	10.0	14.0	5.5	0.5	7.0	5.0	10000	0.70	01 223 +2G <sup>*^</sup>	2000	2000
	0.033	11.0	15.0	6.3	0.5	7.0	7.5	10000	0.95	01 333 +2G <sup>*^</sup>	2000	2000
	0.039	12.0	15.0	6.5	0.5	7.0	-	10000	0.98	01 393 +2G <sup>*^</sup>	-	1000
	0.047	12.0	15.0	7.0	0.5	7.0	-	10000	1.00	01 473 +2G <sup>*^</sup>	-	1000
	0.056	13.0	15.0	8.0	0.5	7.5	-	10000	1.30	01 563 +2G <sup>*^</sup>	-	1000
	0.1	15.0	18.0	9.0	0.5	11.0	-	10000	2.16	01 104 +2G <sup>*^</sup>	-	400

NOTE

- Replace the + by the code letter for the required tolerance.  
F:±1%, G:±2%, H:±2.5%, J:±5%, K:±10%, M:±20%
- Replace \* by the code letter for packing type.  
1 : Bulk Packing  
2 : Bulk Packing (After forming & cutting)  
3 : Ammo Packing (F&T)  
4 : Bulk Packing (forming in original pitch)  
5 : Bulk Packing (formed & without cut)  
6 : Ammo Packing (Straight Lead)  
7 : Bulk Packing (Straight Lead cut)
- Replace ^ by the code letter indicated drawing reference.  
A : As per the catalogue  
B-Z : customer drawing reference
- These are the most popular values. Other values in the range are available on request.  
For dimensions, please refer to the closest higher value.

