

AC & Pulse Metallized Polypropylene Film Capacitors

Series Code
18, 30

MPP/MPP

Main Application

SMPS, motor control circuits, deflection circuit in TV sets (fly back) and monitors electronic ballast, snubber and SCR commutating circuits and applications with high voltage and high current.

Construction

Series constructed, low inductive wound cell of metallized polypropylene film as electrodes coated with flame retardant epoxy resin or encased in a flame retardant box.

Climatic Category

40/100/56

Maximum Operating Temperature

100° C

Applicable Specification

IEC 384-16

Capacitance Value

0.001µF-0.15 µF

Capacitance Tolerance

± 5%, ± 10%, ± 20%

Insulation Resistance

Minimum Insulation Resistance R_{IS}
(or) time constant $T = C_R \times R_{IS}$
500VDC for $V_R > 500V$
at 25° C, relative humidity ≤70%

Rated Voltage

1000VDC-2000VDC

Voltage Proof

Between terminals: 1.6 times of rated voltage for 2 sec.

Tan δ

Frequency (kHz)	$C_R < 0.1\mu F$	$0.1\mu F < C_R \leq 1\mu F$
At 1	0.05%	0.05%
At 10	0.08%	0.08%
At 100	0.25%	-

Life Test Conditions

(Loading at elevated temperature)

Loaded at 1.25 times of rated DC voltage at 85° C for 1000 hours.

After the Test

$\Delta C/C \leq 5\%$ of initial value.

Increase of Tan δ: ≤ 0.003

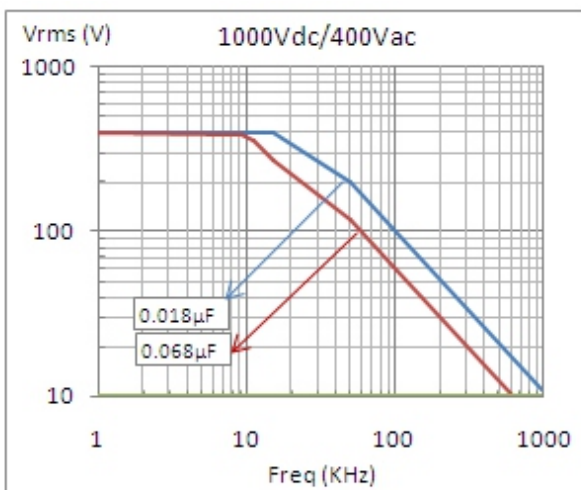
Insulation resistance: $\geq 50\%$ of the initial value mentioned in IR chart.

$C_R \leq 0.33\mu F$
100 GΩ

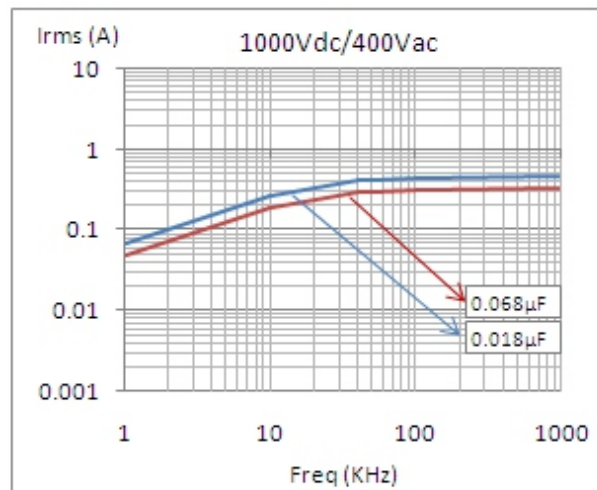
$C_R > 0.33\mu F$
30000s

Derating graph for AC & Pulse Metallized Polypropylene Film Capacitors (MPP/MPP)

Max. Voltage (Vrms) vs. Frequency
(Sinusoidal Waveform at $T \leq 55^\circ C$)



Max. Current (Irms) vs. Frequency
(Sinusoidal Waveform at $T \leq 55^\circ C$)

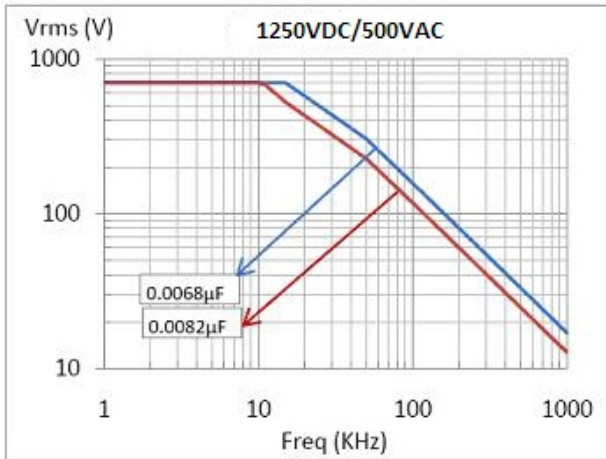


AC & Pulse Metallized Polypropylene Film Capacitors

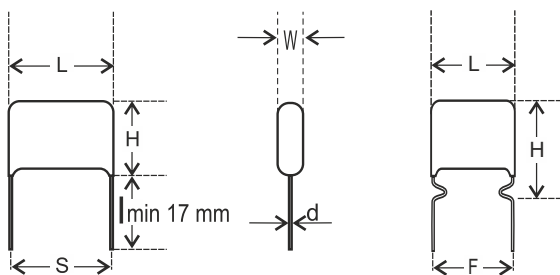
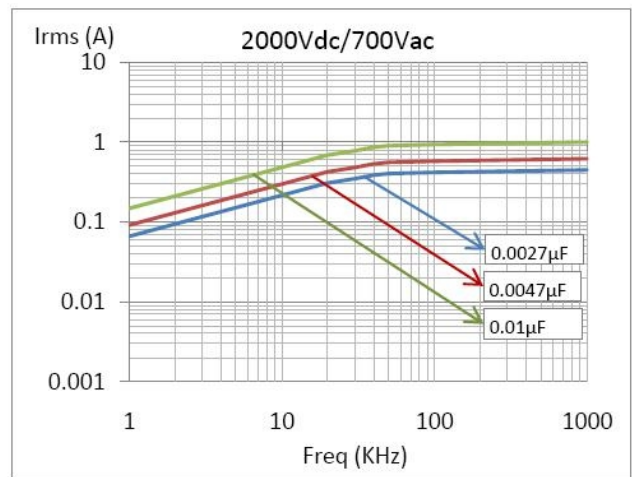
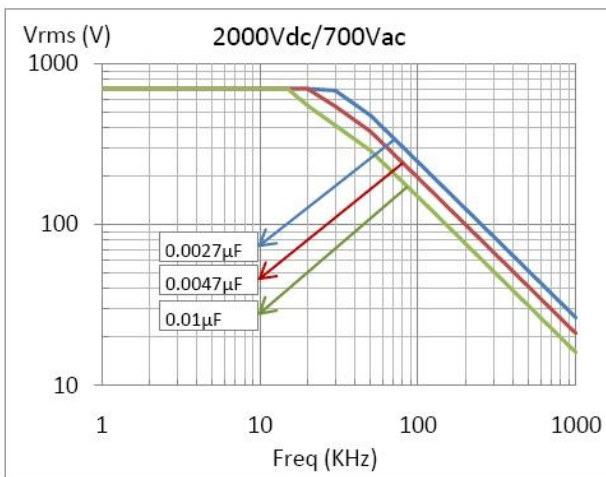
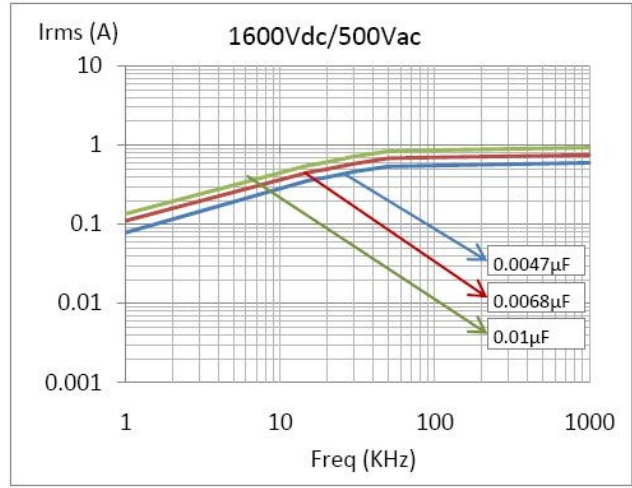
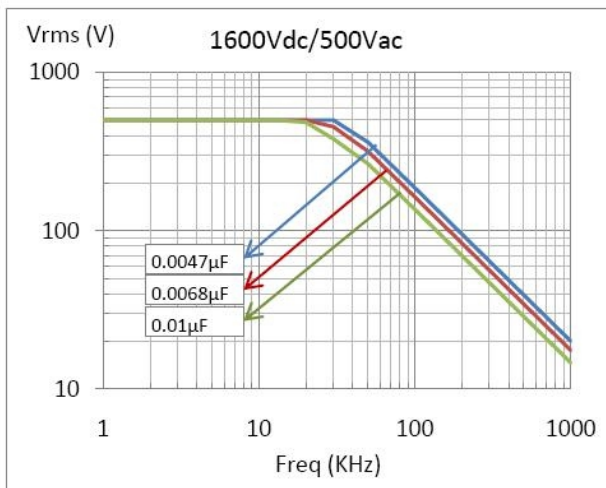
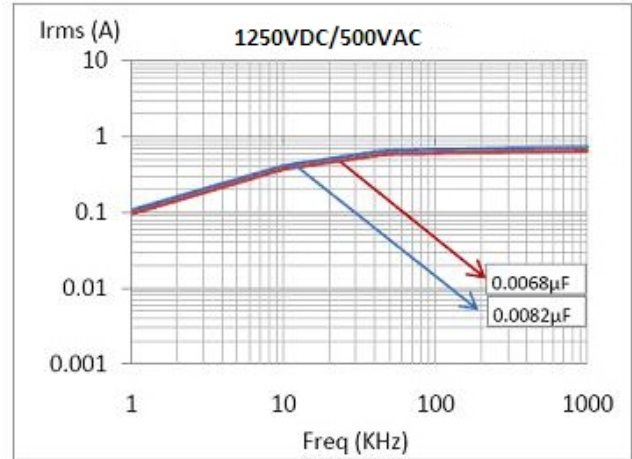


MPP/MPP • Series Code 18, 30

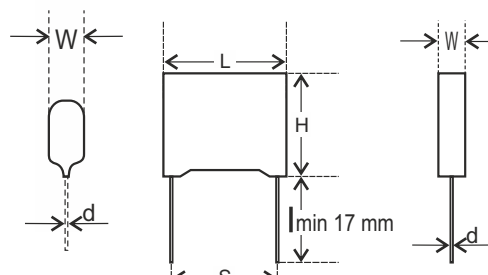
Max. Voltage (Vrms) vs. Frequency
(Sinusoidal Waveform at T ≤ 55° C)



Max. Current (Irms) vs. Frequency
(Sinusoidal Waveform at T ≤ 55° C)



Dip Type



Box Type

Ordering code and packing units overleaf.

AC & Pulse Metallized Polypropylene Film Capacitors



MPP/MPP • Series Code 18, 30

Ordering code and packing units: AC & Pulse Metallized Polypropylene Film Capacitor (MPP/MPP) Dip Type • Series Code 18

Rated Voltage	Rated Cap. (µF)	Dimensions (mm)						DV/DT V/µs	Wt. g	Ordering code	Packing units Bulk
		W (max)	H (max)	L (max)	d ±0.05	S ±0.5	F ±0.5				
1000VDC	0.018	6.5	11.5	19	0.8	15.0	15.0	3000		18 183 +3A* [^]	250
400VAC	0.068	11.5	19.0	19	0.8	15.0	15.0	3000		18 683 +3A* [^]	250
	0.1	13.0	21.0	19	0.8	15.0	15.0	3000		18 104 +3A* [^]	250
1250VDC	0.0082	5.5	11.5	19	0.8	15.0	15.0	3300	1.4	18 822 +3B* [^]	1000
500VAC	0.033	10.5	16.5	19	0.8	15.0	15.0	3300	2.6	18 333 +3B* [^]	1000
	0.047	10.5	17.0	19	0.8	15.0	15.0	3300	2.6	18 473 +3B* [^]	1000
	0.033	6.5	15.5	27	0.8	22.5	22.5	2100	2.5	18 333 +3B* [^]	400
	0.082	10.5	19.0	27	0.8	22.5	22.5	2100	5.0	18 823 +3B* [^]	400
	0.15	13.0	21.0	27	0.8	22.5	22.5	2100	5.2	18 154 +3B* [^]	200
1600VDC	0.0022	5.5	11.5	19	0.8	15.0	15.0	4500	1.1	18 222 +3C* [^]	1000
500VAC	0.01	8.0	14.0	19	0.8	15.0	15.0	4500	2.0	18 103 +3C* [^]	1000
	0.022	10.5	16.5	19	0.8	15.0	15.0	4500	2.8	18 223 +3C* [^]	1000
	0.056	10.5	19.0	27	0.8	22.5	22.5	3000	5.0	18 563 +3C* [^]	400
	0.12	13.0	22.0	27	0.8	22.5	22.5	3000	5.2	18 124 +3C* [^]	200
2000VDC	0.001	5.5	11.5	19	0.8	15.0	15.0	9500	1.1	18 102 +3D* [^]	1000
700VAC	0.01	8.0	14.0	19	0.8	15.0	15.0	9500	2.0	18 103 +3D* [^]	1000
	0.027	11.0	20.0	19	0.8	15.0	15.0	9500	2.6	18 273 +3D* [^]	1000
	0.0047	6.5	15.5	27	0.8	22.5	22.5	3500	2.6	18 472 +3D* [^]	400
	0.01	6.5	15.5	27	0.8	22.5	22.5	3500	2.6	18 103 +3D* [^]	400
	0.047	10.5	19.0	27	0.8	22.5	22.5	3500	5.0	18 473 +3D* [^]	200

Ordering code and packing units: AC & Pulse Metallized Polypropylene Film Capacitor (MPP/MPP) Box Type • Series Code 30

Rated Voltage	Rated Cap. (µF)	Dimensions (mm)						DV/DT V/µs	Wt. g	Ordering code	Packing units Bulk
		W ±0.5	H ±0.5	L ±0.5	d ±0.05	S ±0.5	F ±0.5				
1000VDC	0.018	5.0	11.0	18.0	0.8	15.0	15.0	3000		30 183 +3A* [^]	500
400VAC	0.068	8.5	16.0	18.0	0.8	15.0	15.0	3000		30 683 +3A* [^]	500
	0.1	10.0	16.0	18.0	0.8	15.0	15.0	3000		30 104 +3A* [^]	500
1250VDC	0.0082	5.0	10.8	18.0	0.8	15.0	15.0	3300	1.1	30 822 +3B* [^]	1000
500VAC	0.022	7.5	13.5	18.0	0.8	15.0	15.0	3300	2.0	30 223 +3B* [^]	1000
	0.039	10.0	16.0	18.0	0.8	15.0	15.0	3300	2.8	30 393 +3B* [^]	1000
	0.068	8.5	17.0	26.5	0.8	22.5	22.5	2100	4.5	30 683 +3B* [^]	400
	0.1	10.0	18.5	26.5	0.8	22.5	22.5	2100	5.4	30 104 +3B* [^]	200
1600VDC	0.0022	5.0	10.8	18.0	0.8	15.0	15.0	4500	1.1	30 222 +3C* [^]	1000
500VAC	0.01	7.5	13.5	18.0	0.8	15.0	15.0	4500	2.0	30 103 +3C* [^]	1000
	0.022	10.0	16.0	18.0	0.8	15.0	15.0	4500	2.8	30 223 +3C* [^]	1000
	0.047	8.5	17.0	26.5	0.8	22.5	22.5	3000	4.5	30 473 +3C* [^]	400
	0.068	10.0	18.5	26.5	0.8	22.5	22.5	3000	5.4	30 683 +3C* [^]	200
2000VDC	0.001	5.0	10.8	18.0	0.8	15.0	15.0	9500	1.1	30 102 +3D* [^]	1000
700VAC	0.0082	7.5	13.5	18.0	0.8	15.0	15.0	9500	2.0	30 822 +3D* [^]	1000
	0.018	10.0	16.0	18.0	0.8	15.0	15.0	9500	2.8	30 183 +3D* [^]	1000
	0.047	10.0	18.5	26.5	0.8	22.5	22.5	3500	5.4	30 473 +3D* [^]	200

Note: For more details please contact info@dekielectronics.com