

Metallized Polypropylene Film Capacitors

Series Code
04, 27, 113

Main Application

Where steep pulses occur, e.g., SMPS, motor control circuits, S-correction, etc..

Construction

Low inductive wound cell of metallized polypropylene film coated with flame epoxy resin or encased in a flame retardant box.

Climatic Category

40/100/56

Maximum Operating Temperature

100° C

Applicable Specification

IEC 384-16

Capacitance Value

0.001µF- 4.7µF

Capacitance Tolerance

±5%, ±10%

Insulation Resistance

Minimum Insulation Resistance R_{IS}
(or) time constant $T=C_R \times R_{IS}$
(at 100VDC for $100 < V_R < 500V$,
and 500VDC for $V_R > 500V$,
temp 20°C, relative humidity ≤ 70%)

Rated Voltage

63VDC-630VDC

Voltage Proof

Between terminals: 1.6 times the rated voltage for 2 sec.

Tan δ

Frequency $0.001\mu F \leq C_R \leq 0.1\mu F$ $0.1\mu F \leq C_R \leq 1.0\mu F$ $C_R > 1.0\mu F$

1 kHz	≤0.08%	≤0.08%	≤0.1%
10 kHz	≤0.1%	≤0.1%	≤0.2%
100 kHz	≤0.15%	≤0.25%	≤0.5%

Life Test Conditions

(Loading at elevated temperature)

Loaded at 1.25 times of rated voltage at 85°C for 1000 hours.

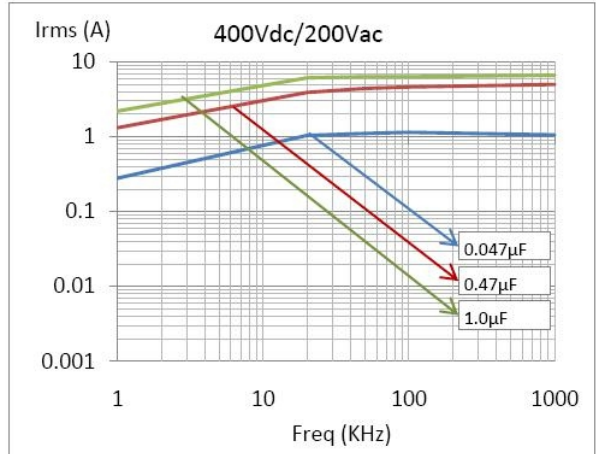
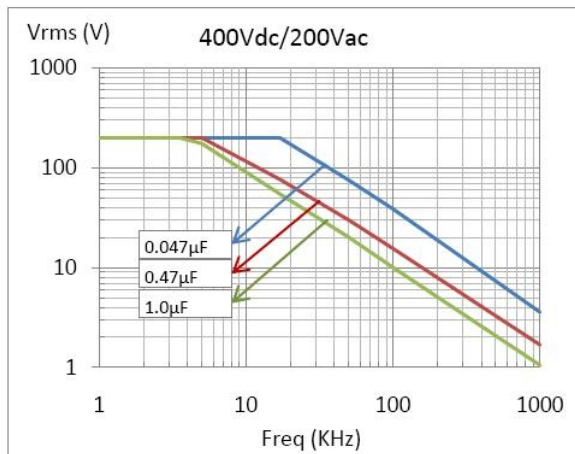
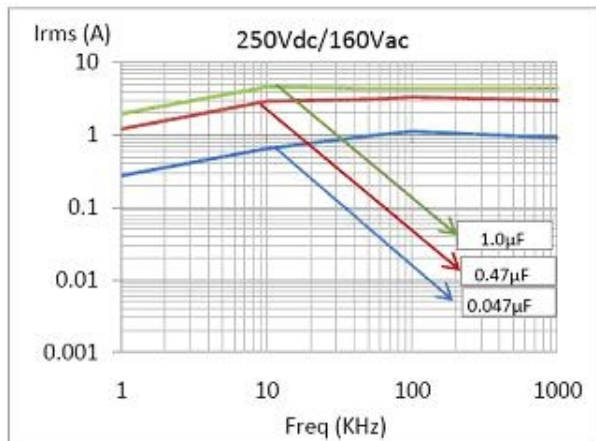
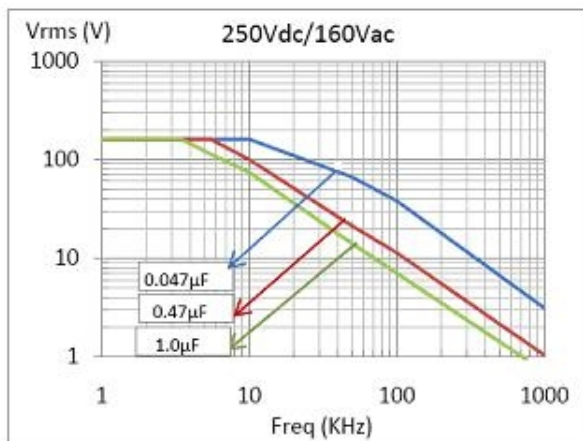
After the test

$\Delta C/C \leq 5\%$ of initial value.

Increase of Tan δ: ≤ 0.005, $C_R \leq 1\mu F$;

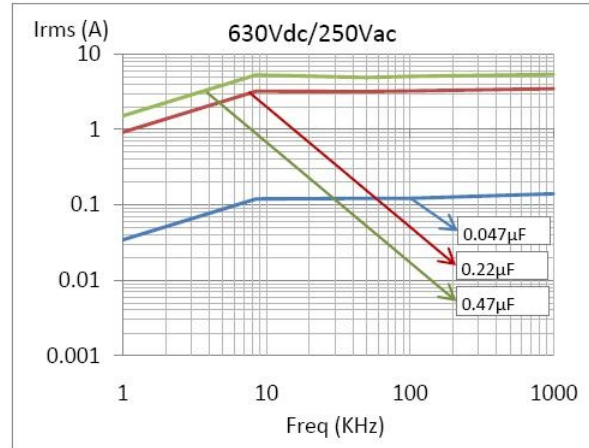
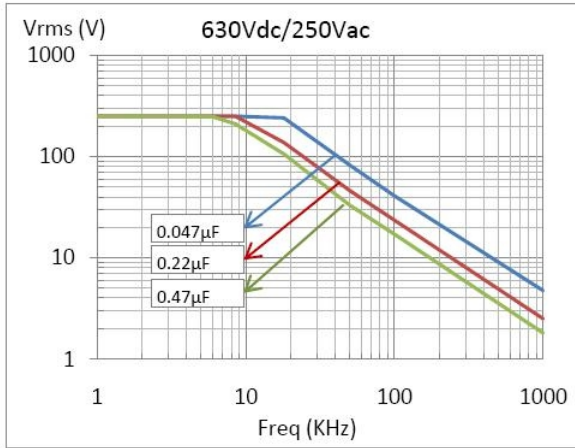
Insulation resistance: ≥ 50% of the value mentioned in IR chart.

Derating graph for Metallized Polypropylene Film Capacitors



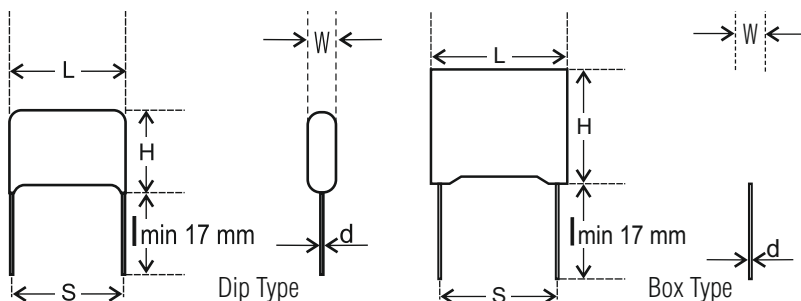
Metallized Polypropylene Film Capacitors

Series Code 04, 27, 113



Ordering code and packaging unit: Metallized Polypropylene Film Capacitors Dip Type • Series Code 04

Rated Voltage	Rated Cap. (µF)	Dimensions (mm)				S ±0.75	F ±0.5	DV/DT V/µs	Wt. g	Ordering code Bulk	Packing units
		W (Max)	H (Max)	L (Max)	d ±0.05						
250 VDC	0.047	6.0	15.0	13	0.6	10.0	10.0	70	0.9	04 473 +2E*^A	500
	0.100	6.0	12.0	13	0.6	10.0	10.0	70	1.0	04 104 +2E*^A	500
	0.150	7.0	12.0	19	0.8	15.0	15.0	60	1.3	04 154 +2E*^A	500
	0.220	8.0	12.0	19	0.8	15.0	15.0	60	1.3	04 224 +2E*^A	500
	0.330	8.0	15.0	27	0.8	22.5	22.5	60	1.6	04 334 +2E*^A	500
	0.680	9.5	17.0	27	0.8	22.5	22.5	30	1.9	04 684 +2E*^A	500
	1.000	11.0	19.5	27	0.8	22.5	22.5	30	2.5	04 105 +2E*^A	250
	1.500	10.5	20.5	32	0.8	27.5	-	20	5.0	04 155 +2E*^A	250
400 VDC	2.200	13.0	21.0	31	0.8	27.5	-	20	6.5	04 225 +2E*^A	250
	0.022	6.0	12.0	13	0.6	10.0	10.0	80	0.9	04 223 +2G*^A	500
	0.047	6.0	12.0	13	0.6	10.0	10.0	80	0.9	04 473 +2G*^A	500
	0.068	6.0	12.5	19	0.8	15.0	15.0	70	1.3	04 683 +2G*^A	500
	0.100	7.0	14.0	19	0.8	15.0	15.0	70	1.4	04 104 +2G*^A	250
	0.220	8.0	16.0	19	0.8	15.0	15.0	70	1.8	04 224 +2G*^A	250
	0.27	7.0	14.0	27	0.8	22.5	22.5	35	1.8	04 274 +2G*^A	250
	0.470	9.0	21.5	27	0.8	22.5	22.5	35	2.4	04 474 +2G*^A	250
630VDC	0.560	10.0	19.0	27	0.8	22.5	22.5	35	2.6	04 564 +2G*^A	250
	0.680	9.0	18.0	31	0.8	27.5	-	29	5.0	04 684 +2G*^A	250
	0.820	11.0	21.0	31	0.8	27.5	-	29	5.5	04 824 +2G*^A	250
	1.000	12.0	22.0	31	0.8	27.5	-	29	6.0	04 105 +2G*^A	250
	0.010	6.0	12.0	13	0.6	10.0	10.0	100	0.9	04 103 +2J*^A	500
	0.022	7.0	12.0	13	0.6	10.0	10.0	100	0.9	04 223 +2J*^A	500
	0.033	6.5	16.5	19	0.8	15.0	15.0	90	1.3	04 333 +2J*^A	500
	0.047	7.0	13.0	19	0.8	15.0	15.0	90	1.3	04 473 +2J*^A	500
630VDC	0.100	9.0	15.0	19	0.8	15.0	15.0	90	1.8	04 104 +2J*^A	250
	0.120	7.0	15.0	27	0.8	22.5	22.5	45	1.7	04 124 +2J*^A	250
	0.220	10.0	17.0	27	0.8	22.5	22.5	45	2.4	04 224 +2J*^A	250
	0.330	9.5	19.5	31	0.8	27.5	-	30	5.0	04 334 +2J*^A	250
	0.470	13.0	21.5	31	0.8	27.5	-	30	5.5	04 474 +2J*^A	250



Metallized Polypropylene Film Capacitors

Series Code 04, 27, 113



Ordering code and packaging unit: Metallized Polypropylene Film Capacitors Box Type • Series Code 27

Rated Voltage	Rated Cap. (µF)	Dimensions (mm)						DV/DT V/µs	Wt. g	Ordering code	Packing units Bulk
		W ±0.5	H ±0.5	L ±0.5	d ±0.05	S ±0.75	F ±0.5				
250 VDC	0.0330	4.0	9.0	13.0	0.6	10.0	10.0	280	0.6	27 333 +2E*^A	500
	0.0820	5.0	11.0	13.0	0.6	10.0	10.0	280	0.8	27 823 +2E*^A	500
	0.1500	6.0	12.0	13.0	0.6	10.0	10.0	280	0.9	27 154 +2E*^A	500
	0.1200	5.0	10.8	18.0	0.8	15.0	15.0	200	1.1	27 124 +2E*^A	500
	0.4700	7.5	13.5	18.0	0.8	15.0	15.0	200	2.0	27 474 +2E*^A	500
	1.0000	10.0	16.0	18.0	0.8	15.0	15.0	200	2.8	27 105 +2E*^A	500
	0.3900	6.0	15.0	26.5	0.8	22.5	22.5	125	2.8	27 394 +2E*^A	500
	1.0000	7.0	16.0	26.5	0.8	22.5	22.5	125	3.5	27 105 +2E*^A	250
400 VDC	1.8000	10.0	18.5	26.5	0.8	22.5	22.5	125	5.4	27 185 +2E*^A	250
	0.0150	4.0	9.0	13.0	0.6	10.0	10.0	420	0.6	27 153 +2G*^A	500
	0.0330	5.0	11.0	13.0	0.6	10.0	10.0	420	0.8	27 333 +2G*^A	500
	0.0680	6.0	12.0	13.0	0.6	10.0	10.0	420	0.9	27 683 +2G*^A	500
	0.0680	5.0	10.8	18.0	0.8	15.0	15.0	300	1.1	27 683 +2G*^A	500
	0.2200	7.5	13.5	18.0	0.8	15.0	15.0	300	2.0	27 224 +2G*^A	500
	0.3300	10.0	16.0	18.0	0.8	15.0	15.0	300	2.8	27 334 +2G*^A	500
	0.1800	6.0	15.0	26.5	0.8	22.5	22.5	180	2.8	27 184 +2G*^A	500
630VDC	0.4700	7.0	16.0	26.5	0.8	22.5	22.5	180	3.5	27 474 +2G*^A	250
	0.6800	10.0	18.5	26.5	0.8	22.5	22.5	180	5.4	27 684 +2G*^A	250
	0.0010	4.0	9.0	13.0	0.6	10.0	10.0	550	0.6	27 102 +2J*^A	500
	0.0047	4.0	9.0	13.0	0.6	10.0	10.0	550	0.6	27 472 +2J*^A	500
	0.0270	6.0	12.0	13.0	0.6	10.0	10.0	550	0.9	27 273 +2J*^A	500
	0.0270	5.0	10.8	18.0	0.8	15.0	15.0	400	1.1	27 273 +2J*^A	500
	0.0680	6.0	11.9	18.0	0.8	15.0	15.0	400	1.5	27 683 +2J*^A	250
	0.2200	10.0	16.0	18.0	0.8	15.0	15.0	400	2.8	27 224 +2J*^A	250
	0.0820	6.0	15.0	26.5	0.8	22.5	22.5	250	2.8	27 823 +2J*^A	250
	0.2200	7.0	16.0	26.5	0.8	22.5	22.5	250	3.5	27 224 +2J*^A	250
	4.7000	20.0	40.0	42.0	1.0	37.5	-	-	-	27 475 +2J*^A	25

Ordering code and packaging unit: Metallized Polypropylene Film Capacitors Dip Type • Series Code 113

Rated Voltage	Rated Cap. (µF)	Dimensions (mm)						Wt. g	Ordering code	Packing units Bulk
		W (Max)	H (Max)	L (Max)	d ±0.05	S ±0.5	F ±0.5			
63VDC	0.010	6	10	10.5	0.5	7.5	1.00	113 103 + 1J *^A	500	
	0.047	6	11	10.5	0.5	7.5	1.12	113 473 + 1J *^A	500	
	0.100	6	10	10.5	0.5	7.5	1.11	113 683 + 1J *^A	500	
100VDC	0.010	6	10	10.5	0.5	7.5	1.00	113 103 + 2A *^A	500	
	0.047	6	11	10.5	0.5	7.5	1.12	113 333 + 2A *^A	500	
	0.100	6	10	10.5	0.5	7.5	1.06	113 104 + 2A *^A	500	
250VDC	0.010	6	10	10.5	0.5	7.5	1.00	113 103 + 2E *^A	500	
	0.033	6	10	10.5	0.5	7.5	1.04	113 333 + 2E *^A	500	
	0.068	7	11	10.5	0.5	7.5	1.24	113 683 + 2E *^A	500	
400VDC	0.010	6	10	10.5	0.5	7.5	1.00	113 103 + 2G *^A	500	
	0.033	6	10	10.5	0.5	7.5	1.04	113 333 + 2G *^A	500	
	0.068	7	11	10.5	0.5	7.5	1.24	113 683 + 2G *^A	500	
630VDC	0.010	6	10	10.5	0.5	7.5	1.02	113 103 + 2J *^A	500	
	0.033	7	11	10.5	0.5	7.5	1.19	113 333 + 2J *^A	500	
	0.068	8	12	10.5	0.5	7.5	1.44	113 683 + 2J *^A	500	

Note: For more details please contact info@dekielectronics.com