

Metalized Polyester Film Capacitors

Series Code
14, 16, 13, 15, 02, 06

5.0mm, 7.5mm, 10-27.5mm pitch

Main Application

Blocking, bypassing, filtering, timing, coupling and decoupling, interference suppression in low voltage applications, low pulse operations.

Construction

Low inductive cell of metallized polyester film coated with flame retardant epoxy resin or encased in flame retardant box.

Climatic Category

40/100/56

Maximum Operating Temperature

100° C

Applicable Specification

IEC 384-2. CACT approved for telecom applications from 10 to 27.5 mm pitch.

Capacitance Value

0.001µF-10µF

Capacitance Tolerance

±5%, ±10%

Insulation Resistance

Minimum Insulation Resistance R_{IS}
(or) time constant $T = C_R \times R_{IS}$
at 25° C, relative humidity ≤70%

V_R
≤100 V DC
>100 V DC

Rated Voltage

50VDC-1000VDC

Voltage Proof

Between terminals: 1.6 times of rated voltage for 2 sec.

Tan δ (Dissipation Factor) at 20°C

Frequency (kHz)	$C_R < 0.1\mu F$	$0.1\mu F < C_R < 1\mu F$	$C_R > 1\mu F$
At 1	0.8%	1.0%	1.5%
At 10	1.5%	1.5%	-
At 100	3.0%	-	-

Life Test Conditions

(Loading at elevated temperature)

Loaded at 1.25 times of rated voltage at 85° C or 1.25 times of category voltage at 100° C for 1000 hours.

Category voltage is 80% of rated voltage at 100° C as per IEC 384-2.

After the test

$\Delta c/c$: ≤ 5% of initial value.

Change in Tan δ: ≤ 0.003, $C_R \leq 1\mu F$; ≤ 0.002, $C_R > 1\mu F$;
Insulation resistance: ≥ 50% of the initial value mentioned in IR chart.

$C_R \leq 0.33\mu F$

3750 MΩ

7500 MΩ

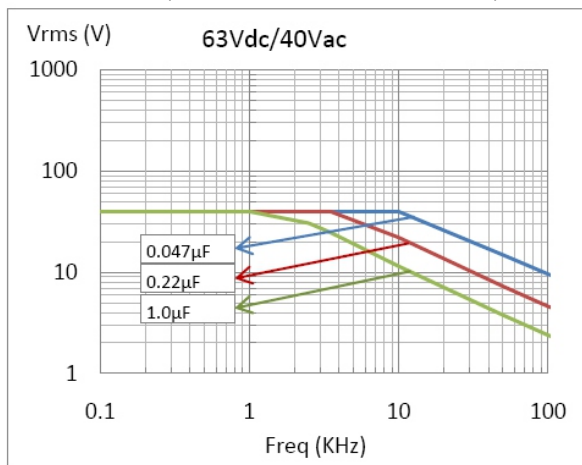
$C_R > 0.33\mu F$

1250 s

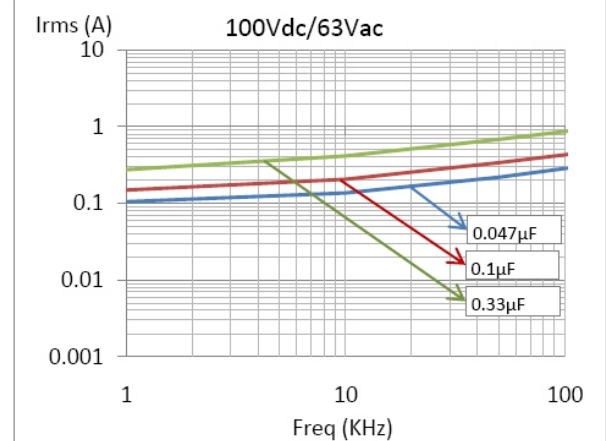
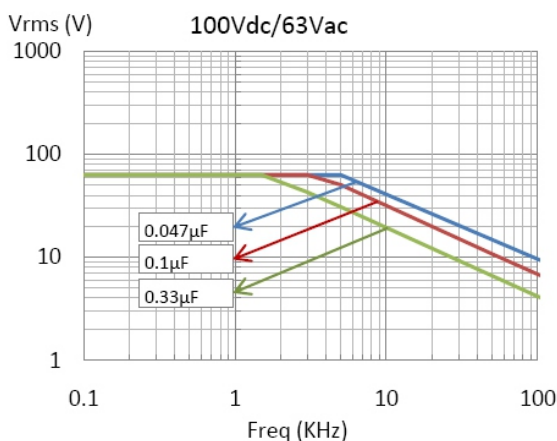
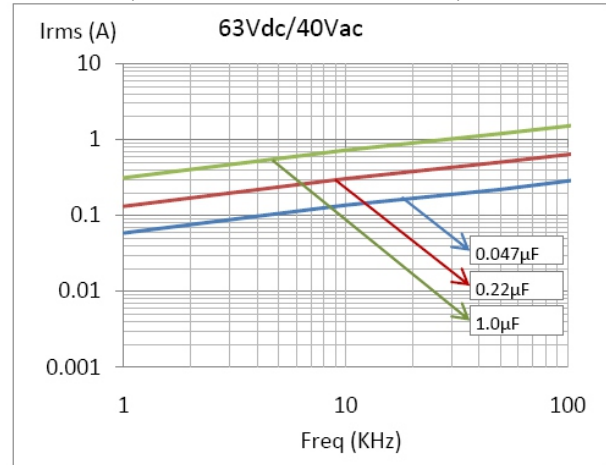
2500 s

Derating graph for metallized polyester film capacitors (Sub miniature) 5.0 mm pitch • Series Code 14, 16

Max. Voltage (Vrms) vs. Frequency
(Sinusoidal Waveform at T ≤ 55° C)



Max. Current (Irms) vs. Frequency
(Sinusoidal Waveform at T ≤ 55° C)

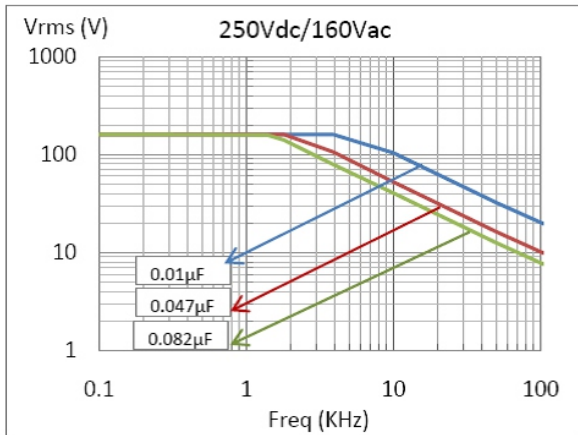


Metallized Polyester Film Capacitors

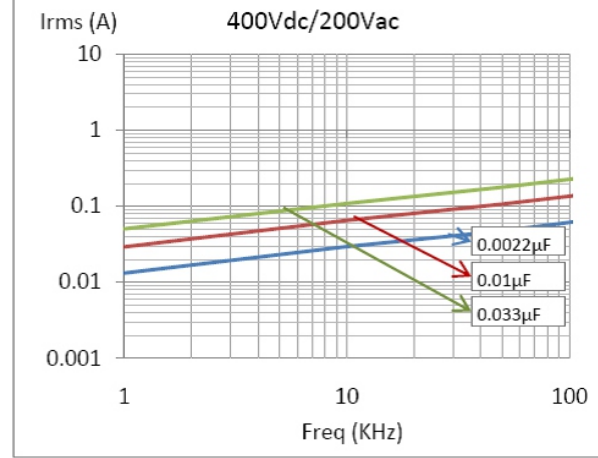
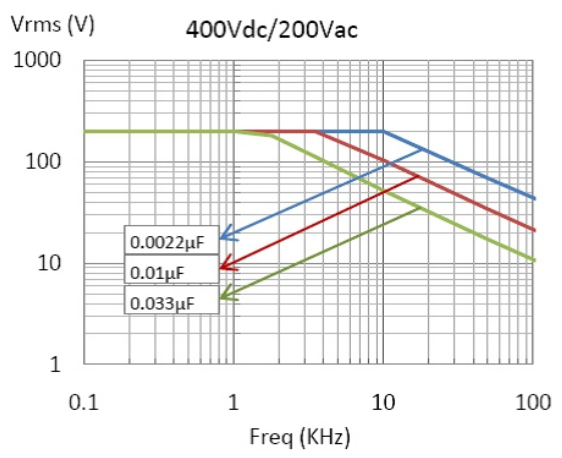
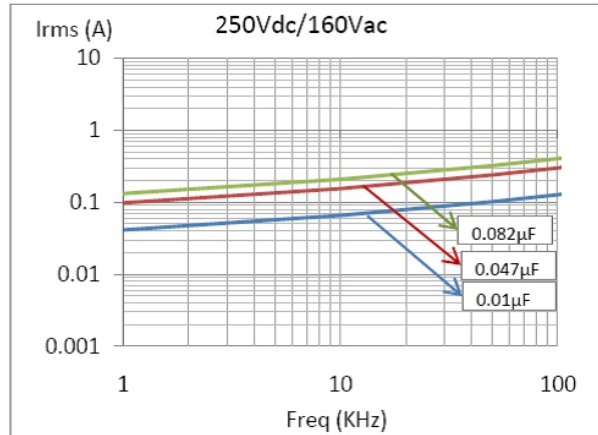
5.0mm, 7.5mm, 10-27.5mm pitch • Series Code 14, 16, 13, 15, 02, 06



Max. Voltage (Vrms) vs. Frequency
(Sinusoidal Waveform at T ≤ 55° C)



Max. Current (Irms) vs. Frequency
(Sinusoidal Waveform at T ≤ 55° C)



Ordering code and packaging unit: Metallized polyester film capacitors (Sub miniature Dip-Type) 5.0 mm pitch • Series Code 14

Rated Voltage	Rated Cap. (µF)	Dimensions (mm)						DV/DT V/µs	Wt. g	Ordering code	Packing units	
		W max.	H max.	L max.	d ±0.05	S ±0.75	F ±0.5				Ammo	Bulk
50 VDC	0.1	2.5	6.5	7.2	0.5	5	5	50	0.25	14 104 +1H*^A	3000	4000
	0.33	3.5	8.5	7.2	0.5	5	5	50	0.35	14 334 +1H*^A	2000	4000
	0.68	5.0	11.0	7.2	0.5	5	5	50	0.60	14 684 +1H*^A	1500	2000
	1.0	6.0	11.0	7.2	0.5	5	5	50	0.60	14 105 +1H*^A	1000	4000
63 VDC	0.01	2.5	6.5	7.2	0.5	5	5	60	0.25	14 103 +1J*^A	3000	4000
	0.1	2.5	6.5	7.2	0.5	5	5	60	0.25	14 104 +1J*^A	3000	4000
	0.47	5.0	11.0	7.2	0.5	5	5	60	0.60	14 474 +1J*^A	1500	2000
100 VDC	0.68	6.0	11.0	7.2	0.5	5	5	60	0.60	14 684 +1J*^A	1000	2000
	0.0015	2.5	6.5	7.2	0.5	5	5	110	0.25	14 152 +2A*^A	3000	4000
	0.1	3.5	8.5	7.2	0.5	5	5	110	0.35	14 104 +2A*^A	2000	4000
250 VDC	0.33	6.0	11.0	7.2	0.5	5	5	110	0.60	14 334 +2A*^A	1000	2000
	0.0015	2.5	6.5	7.2	0.5	5	5	320	0.35	14 152 +2E*^A	3000	4000
	0.01	3.0	6.5	7.2	0.5	5	5	320	0.35	14 103 +2E*^A	2500	4000
400 VDC	0.1	6.0	11.0	7.2	0.5	5	5	320	0.60	14 104 +2E*^A	1000	2000
	0.0015	2.5	6.5	7.2	0.5	5	5	600	0.35	14 152 +2G*^A	3000	4000
	0.01	3.5	8.5	7.2	0.5	5	5	600	0.35	14 103 +2G*^A	2000	4000
	0.033	5.0	11.0	7.2	0.5	5	5	600	0.60	14 333 +2G*^A	1500	2000

Metallized Polyester Film Capacitors

5.0mm, 7.5mm, 10-27.5mm pitch • Series Code 14, 16, 13, 15, 02, 06

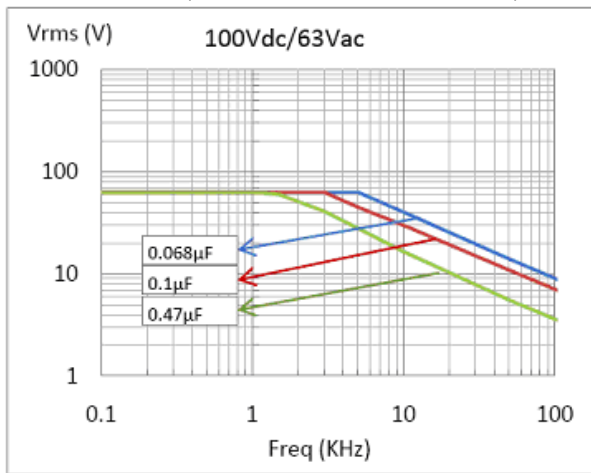


Ordering code and packaging unit: Metallized polyester film capacitors
(Sub miniature Box-Type) 5.0mm pitch • Series Code 16

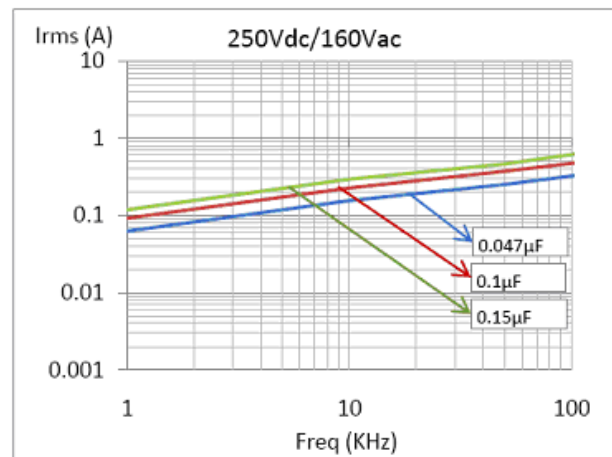
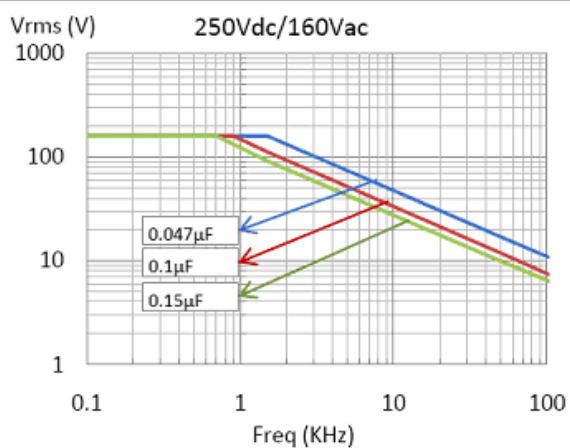
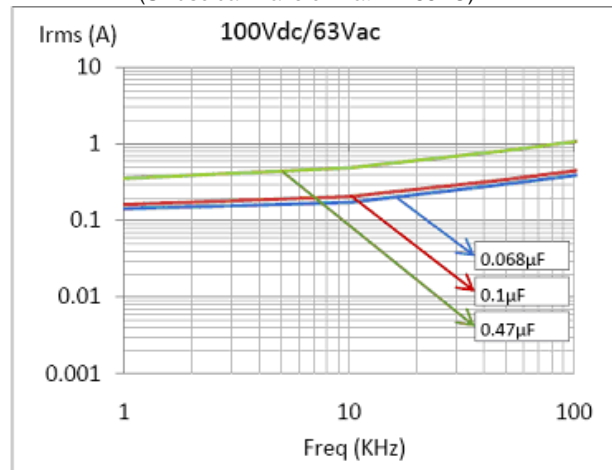
Rated Voltage	Rated Cap. (μF)	Dimensions (mm)						DV/DT V/μs	Wt. g	Ordering code	Packing units	
		W ±0.5	H ±0.5	L ±0.5	d ±0.05	S ±0.5	F ±0.5				Ammo	Bulk
50 VDC	0.1	2.5	6.5	7.2	0.5	5	5	50	0.25	16 104 +1H*^	3000	4000
	0.47	4.5	9.5	7.2	0.5	5	5	50	0.45	16 474 +1H*^	1500	2000
	1	6.0	11.0	7.2	0.5	5	5	50	0.60	16 105 +1H*^	1000	4000
63 VDC	0.047	2.5	6.5	7.2	0.5	5	5	60	0.25	16 473 +1J*^	3000	4000
	0.1	2.5	6.5	7.2	0.5	5	5	60	0.25	16 104 +1J*^	3000	4000
	0.68	6.0	11.0	7.2	0.5	5	5	60	0.60	16 684 +1J*^	1000	2000
100 VDC	1	6.0	11.0	7.2	0.5	5	5	60	0.75	16 105 +1J*^	1000	2000
	0.001	2.5	6.5	7.2	0.5	5	5	110	0.25	16 102 +2A*^	3000	4000
	0.01	2.5	6.5	7.2	0.5	5	5	110	0.28	16 103 +2A*^	2500	4000
250 VDC	0.1	3.5	7.5	7.2	0.5	5	5	110	0.35	16 104 +2A*^	2000	4000
	0.33	6.0	11.0	7.2	0.5	5	5	110	0.60	16 334 +2A*^	1000	2000
	0.001	2.5	6.5	7.2	0.5	5	5	320	0.35	16 102 +2E*^	3000	4000
400 VDC	0.01	2.5	6.5	7.2	0.5	5	5	320	0.35	16 103 +2E*^	2500	4000
	0.1	6.0	11.0	7.2	0.5	5	5	320	0.60	16 104 +2E*^	1000	2000
	0.001	2.5	6.5	7.2	0.5	5	5	600	0.35	16 102 +2G*^	3000	4000
400 VDC	0.01	3.5	7.5	7.2	0.5	5	5	600	0.35	16 103 +2G*^	2000	4000
	0.047	6.0	11.0	7.2	0.5	5	5	600	0.60	16 473 +2G*^	1000	2000

Derating graph for metallized polyester film capacitors
(Miniature) 7.5 mm pitch • Series Code 13, 15

Max. Voltage (Vrms) vs. Frequency
(Sinusoidal Waveform at T ≤ 55° C)



Max. Current (Irms) vs. Frequency
(Sinusoidal Waveform at T ≤ 55° C)

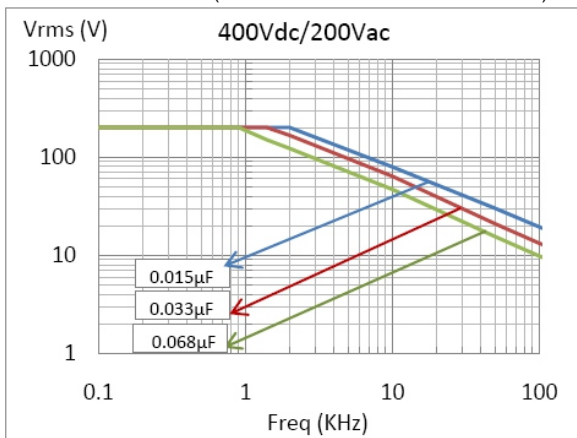


Metallized Polyester Film Capacitors

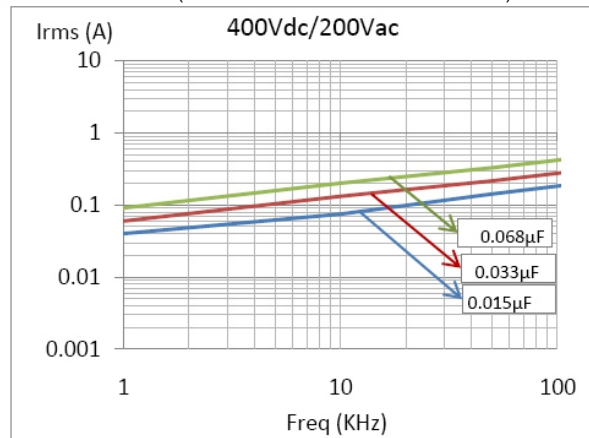
5.0mm, 7.5mm, 10-27.5mm pitch • Series Code 14, 16, 13, 15, 02, 06



Max. Voltage (Vrms) vs. Frequency
(Sinusoidal Waveform at T ≤ 55° C)



Max. Current (Irms) vs. Frequency
(Sinusoidal Waveform at T ≤ 55° C)



Ordering code and packaging unit: Metallized polyester film capacitors (Miniature - Dip Type) 7.5 mm pitch • Series Code 13

Rated Voltage	Rated Cap. (µF)	Dimensions (mm)						DV/DT V/µs	Wt. g	Ordering code	Packing units		
		W max.	H max.	L max.	d ±0.05	S ±0.75	F ±0.5				Ammo	Bulk	
63 VDC	0.10	3.5	6.5	10.5	0.5	7.5	7.5	18	0.45	13 104 +1J*^	1500	1500	1000
	0.33	4.0	9.0	10.5	0.5	7.5	7.5	18	0.50	13 334 +1J*^	1500	1000	1000
	1.00	6.0	12.0	10.5	0.5	7.5	7.5	18	0.80	13 105 +1J*^	750	750	1000
100 VDC	0.033	3.5	6.5	10.5	0.5	7.5	7.5	36	0.45	13 333 +2A*^	1500	1500	1000
	0.1	5.0	10.0	10.5	0.5	7.5	7.5	36	0.50	13 104 +2A*^	1500	1000	1000
	0.47	5.5	11.0	10.5	0.5	7.5	7.5	36	0.90	13 474 +2A*^	750	750	1000
250 VDC	0.022	3.5	8.0	10.5	0.5	7.5	7.5	70	0.45	13 223 +2E*^	1500	1500	1000
	0.1	5.0	10.0	10.5	0.5	7.5	7.5	70	0.70	13 104 +2E*^	1500	1000	1000
	0.22	6.0	12.0	10.5	0.5	7.5	7.5	70	0.90	13 224 +2E*^	750	750	1000
400 VDC	0.022	4.5	10.0	10.5	0.5	7.5	7.5	190	0.50	13 223 +2G*^	1500	1000	1000
	0.047	5.5	11.0	10.5	0.5	7.5	7.5	190	0.70	13 473 +2G*^	1000	750	1000
	0.068	6.0	12.0	10.5	0.5	7.5	7.5	190	1.10	13 683 +2G*^	750	750	1000
630 VDC	0.0015	3.5	6.5	10.5	0.5	7.5	7.5	450	0.50	13 152 +2J*^	1500	1000	1000
	0.01	5.5	11.0	10.5	0.5	7.5	7.5	450	0.70	13 103 +2J*^	1000	1000	1000
	0.015	6.5	12.0	10.5	0.5	7.5	7.5	450	0.90	13 153 +2J*^	750	750	1000
	0.022	6.5	12.0	10.5	0.5	7.5	7.5	450	0.90	13 223 +2J*^	750	750	1000

Ordering code and packaging unit: Metallized polyester film capacitors (Miniature - Box Type) 7.5 mm pitch • Series Code 15

Rated Voltage	Rated Cap. (µF)	Dimensions (mm)						DV/DT V/µs	Wt. g	Ordering code	Packing units		
		W ±0.5	H ±0.5	L ±0.5	d ±0.05	S ±0.75	F ±0.5				Ammo	Bulk	
63 VDC	0.1	3.5	6.5	10.5	0.5	7.5	7.5	18	0.45	15 104 +1J*^	1500	1500	1000
	0.47	5.0	11.0	10.5	0.5	7.5	7.5	18	0.70	15 474 +1J*^	1000	1000	1000
	0.68	5.0	11.0	10.5	0.5	7.5	7.5	18	0.70	15 684 +1J*^	1000	1000	1000
100 VDC	1	6.0	12.0	10.5	0.5	7.5	7.5	18	0.80	15 105 +1J*^	750	750	1000
	0.033	3.5	6.5	10.5	0.5	7.5	7.5	36	0.45	15 333 +2A*^	1500	1500	1000
	0.1	4.5	9.0	10.5	0.5	7.5	7.5	36	0.60	15 104 +2A*^	1500	1000	1000
250 VDC	0.47	6.0	12.0	10.5	0.5	7.5	7.5	36	0.90	15 474 +2A*^	750	750	1000
	0.01	3.5	6.5	10.5	0.5	7.5	7.5	70	0.50	15 103 +2E*^	1500	1500	1000
	0.1	4.0	9.0	10.5	0.5	7.5	7.5	70	0.70	15 104 +2E*^	1500	1000	1000
400 VDC	0.22	6.0	12.0	10.5	0.5	7.5	7.5	70	0.90	15 224 +2E*^	750	750	1000
	0.0047	3.5	6.5	10.5	0.5	7.5	7.5	190	0.45	15 472 +2G*^	1500	1500	1000
	0.01	4.0	9.0	10.5	0.5	7.5	7.5	190	0.60	15 103 +2G*^	1500	1000	1000
630 VDC	0.068	6.0	12.0	10.5	0.5	7.5	7.5	190	0.90	15 683 +2G*^	750	750	1000
	0.01	5.0	11.0	10.5	0.5	7.5	7.5	450	0.60	15 103 +2J*^	1000	1000	1000
	0.015	6.0	12.0	10.5	0.5	7.5	7.5	450	0.60	15 153 +2J*^	750	750	1000
	0.022	6.0	12.0	10.5	0.5	7.5	7.5	450	0.70	15 223 +2J*^	750	750	1000

Metallized Polyester Film Capacitors

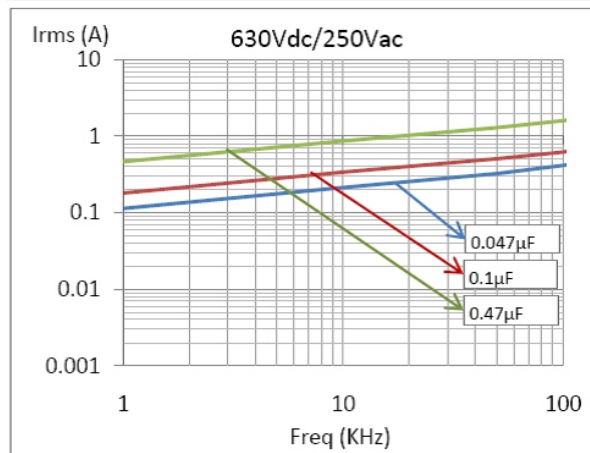
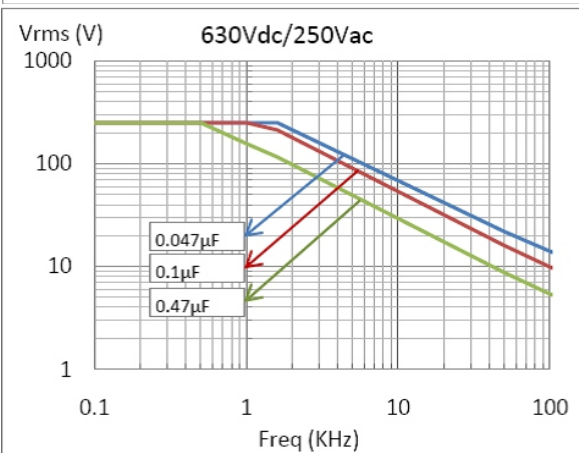
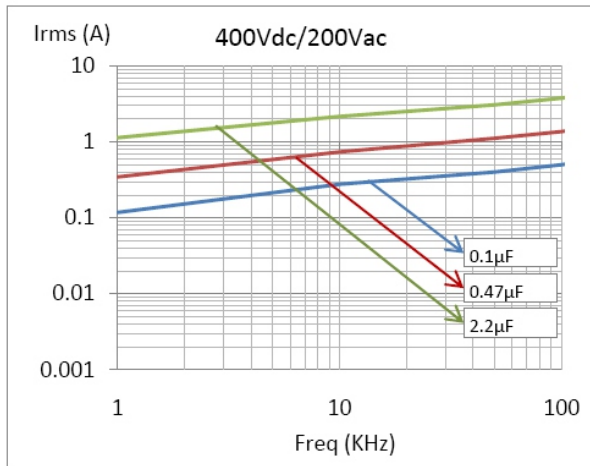
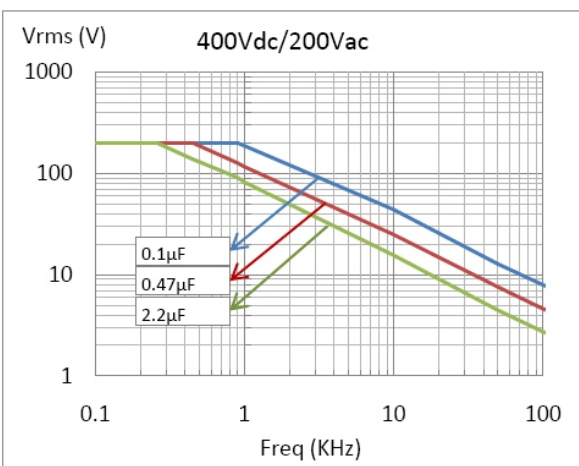
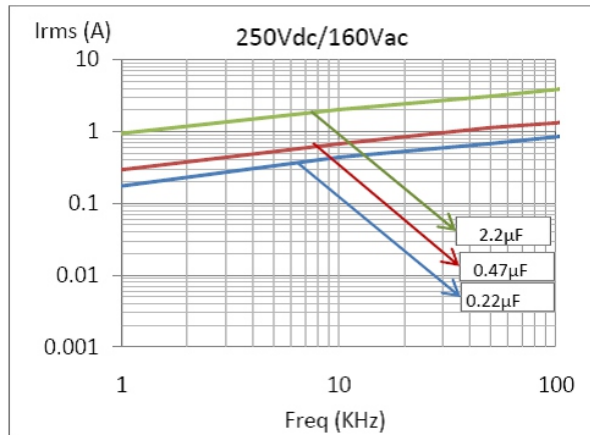
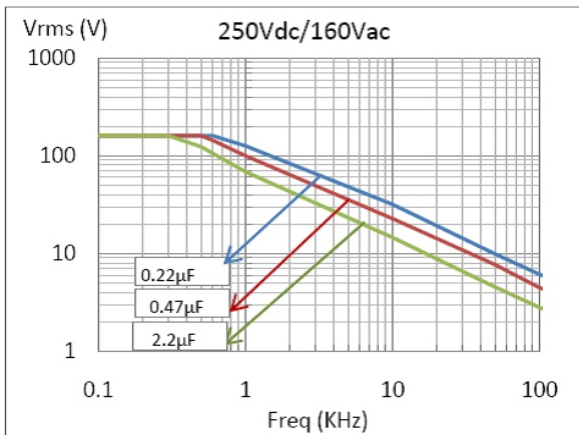
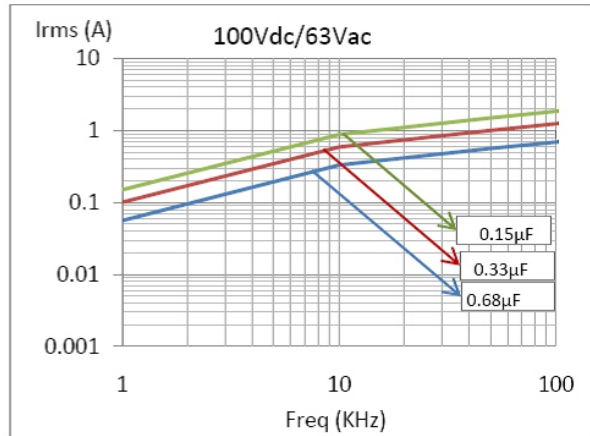
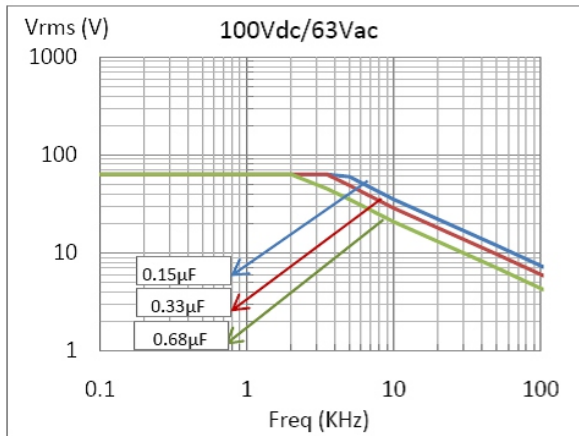
5.0mm, 7.5mm, 10-27.5mm pitch • Series Code 14, 16, 13, 15, 02, 06



Derating graph for metallized polyester film capacitors 10-27.5 mm pitch • Series Code 02, 06

Max. Voltage (Vrms) vs. Frequency
(Sinusoidal Waveform at $T \leq 55^\circ\text{C}$)

Max. Current (Irms) vs. Frequency
(Sinusoidal Waveform at $T \leq 55^\circ\text{C}$)

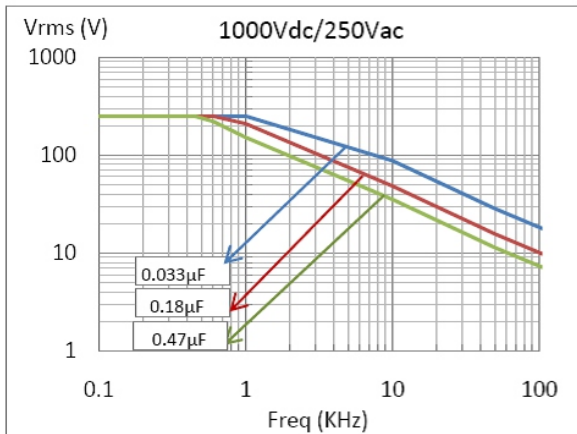


Metallized Polyester Film Capacitors

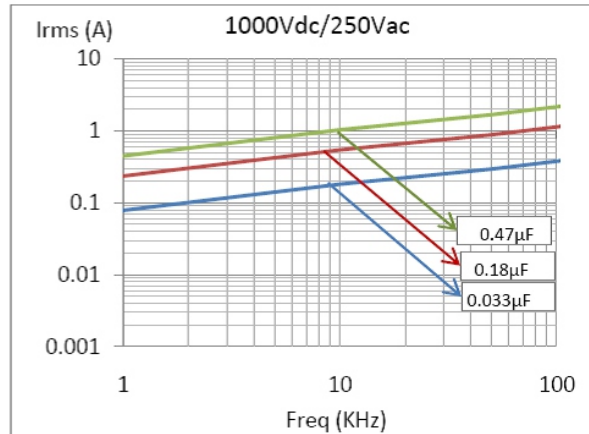
5.0mm, 7.5mm, 10-27.5mm pitch • Series Code 14, 16, 13, 15, 02, 06



Max. Voltage (Vrms) vs. Frequency
(Sinusoidal Waveform at T ≤ 55° C)



Max. Current (Irms) vs. Frequency
(Sinusoidal Waveform at T ≤ 55° C)



**Ordering code and packaging unit: Metallized polyester film capacitors
(Dip Type) 10-27.5 mm pitch • Series Code 02**

Rated Voltage	Rated Cap. (µF)	Dimensions (mm)						F	DV/DT V/µs	Wt. g	Ordering code	Packing units	
		W max.	H max.	L max.	d ±0.05	S ±0.75	±0.5					Ammo	Bulk
100 VDC	0.1	4.0	9.0	13	0.6	10.0	10.0	28	0.60	02 104 +2A*^	1500	1000	
	1	9.0	15.0	19	0.8	15.0	15.0	20	1.30	02 105 +2A*^	-	1000	
	1.5	8.0	15.0	19	0.8	15.0	15.0	8	2.00	02 155 +2A*^	-	1000	
	4.7	8.5	18.0	27	0.8	22.5	-	7	5.20	02 475 +2A*^	-	500	
	10.0	12.0	19.0	31	0.8	27.5	-	5	8.50	02 106 +2A*^	-	250	
250 VDC	0.027	4.0	9.0	13	0.6	10.0	10.0	70	0.65	02 273 +2E*^	1500	1000	
	0.1	6.0	12.0	13	0.6	10.0	10.0	70	0.75	02 104 +2E*^	1500	1000	
	0.47	7.0	13.0	19	0.8	15.0	15.0	28	2.10	02 474 +2E*^	-	1000	
	1	7.0	16.5	27	0.8	22.5	22.5	12	3.60	02 105 +2E*^	-	500	
	2.2	9.5	19.5	27	0.8	22.5	-	12	6.50	02 225 +2E*^	-	250	
400 VDC	3.3	12	21.0	27	0.8	22.5	-	12	7.50	02 335 +2E*^	-	250	
	0.01	4.0	9.0	13	0.6	10.0	10.0	110	0.60	02 103 +2G*^	1500	1000	
	0.1	6.0	12.5	19	0.8	15.0	15.0	44	1.00	02 104 +2G*^	-	1000	
	0.68	8.0	15.0	27	0.8	22.5	-	20	3.50	02 564 +2G*^	-	500	
	1	7.0	16.0	31	0.8	27.5	-	16	4.00	02 105 +2G*^	-	250	
630 VDC	1.5	10.0	19.0	31	0.8	27.5	-	16	5.00	02 155 +2G*^	-	250	
	2.2	10.3	19.0	31	0.8	27.5	-	16	6.87	02 225 +2G*^	-	250	
	3.3	14.0	21.5	31	0.8	27.5	-	16	9.50	02 335 +2G*^	-	250	
	0.01	5.0	12.0	13	0.6	10.0	10.0	70	0.65	02 103 +2J*^	1500	1000	
	0.1	8.0	16.0	19	0.8	15.0	15.0	70	2.00	02 104 +2J*^	-	1000	
1000 VDC	0.47	12.0	21.0	32	0.8	27.5	-	24	6.50	02 474 +2J*^	-	250	
	1	17.0	29.0	31	0.8	27.5	-	24	9.50	02 105 +2J*^	-	250	
	0.18	10.0	22.5	31	0.8	27.5	-	35	-	02 184 + 3A*^	-	250	
	0.47	16.0	24.0	31	0.8	27.5	-	35	-	02 474 + 3A*^	-	250	

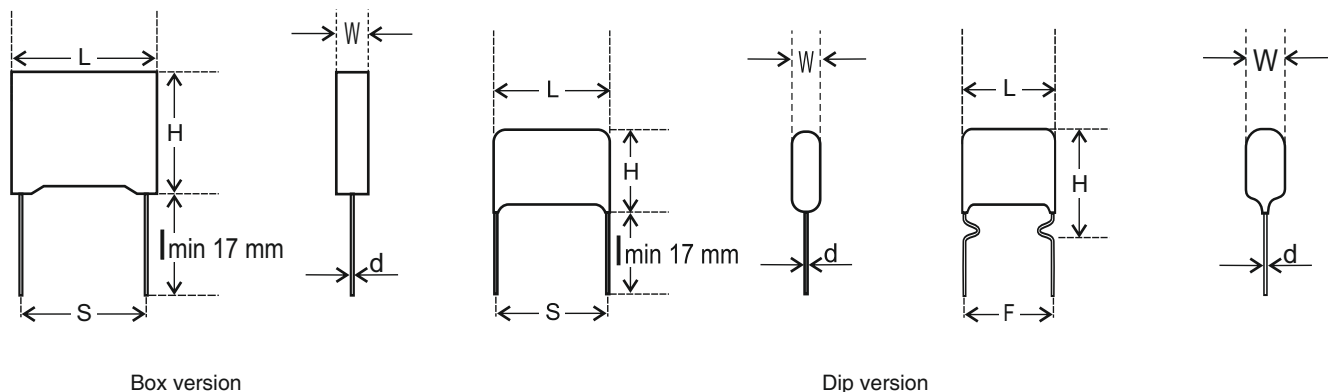
Metallized Polyester Film Capacitors

5.0mm, 7.5mm, 10-27.5mm pitch • Series Code 14, 16, 13, 15, 02, 06



Ordering code and packaging unit: Metallized polyester film capacitors (Box Type) 10-27.5 mm pitch • Series Code 06

Rated Voltage	Rated Cap. (μF)	Dimensions (mm)							DV/DT V/μs	Wt. g	Ordering code	Packing units	
		W ±0.5	H ±0.5	L ±0.5	d ±0.05	S ±0.75	F ±0.5	Ammo				Bulk	
100 VDC	0.056	4.0	9.0	13.0	0.6	10.0	10.0	28	0.4	06 563 +2A [^]	-	1000	
	0.47	5.5	11.5	19.0	0.8	15.0	15.0	20	0.7	06 474 +2A [^]	-	1000	
	1	7.5	13.5	19.0	0.8	15.0	15.0	20	1.3	06 105 +2A [^]	-	1000	
	4.7	9.5	18.5	32.0	0.8	27.5	-	7	5.2	06 475 +2A [^]	-	500	
	6.8	11.5	20.5	32.0	0.8	27.5	-	7	6.5	06 685 +2A [^]	-	250	
250 VDC	0.027	4.0	9.0	13.0	0.6	10.0	10.0	70	0.4	06 273 +2E [^]	-	1000	
	0.1	5.0	10.0	13.0	0.6	10.0	10.0	70	0.5	06 104 +2E [^]	-	1000	
	0.47	5.5	14.5	27.0	0.8	22.5	22.5	12	2.1	06 474 +2E [^]	-	1000	
	1	7.5	17.0	26.5	0.8	22.5	22.5	12	3.6	06 105 +2E [^]	-	500	
	2.2	10.5	19.5	32.0	0.8	27.5	-	10	6.4	06 224 +2E [^]	-	250	
400 VDC	0.01	4.0	9.0	13.0	0.6	10.0	10.0	110	0.4	06 103 +2G [^]	-	1000	
	0.1	6.0	12.0	18.0	0.8	15.0	15.0	44	0.9	06 104 +2G [^]	-	1000	
	0.47	7.5	16.5	27.0	0.8	22.5	22.5	20	3.4	06 474 +2G [^]	-	500	
	1	10.0	19.0	32.0	0.8	27.5	-	16	5.0	06 105 +2G [^]	-	250	
630 VDC	0.01	5.0	11.0	13.0	0.6	10.0	10.0	70	0.4	06 103 +2J [^]	-	1000	
	0.047	7.0	13.0	19.0	0.8	15.0	15.0	70	1.2	06 473 +2J [^]	-	1000	
	0.1	6.0	15.0	27.0	0.8	22.5	22.5	28	2.1	06 104 +2J [^]	-	1000	
	0.47	12.0	21.0	32.0	0.8	27.5	-	24	6.5	06 474 +2J [^]	-	250	



Note: For more details please contact info@dekielectronics.com