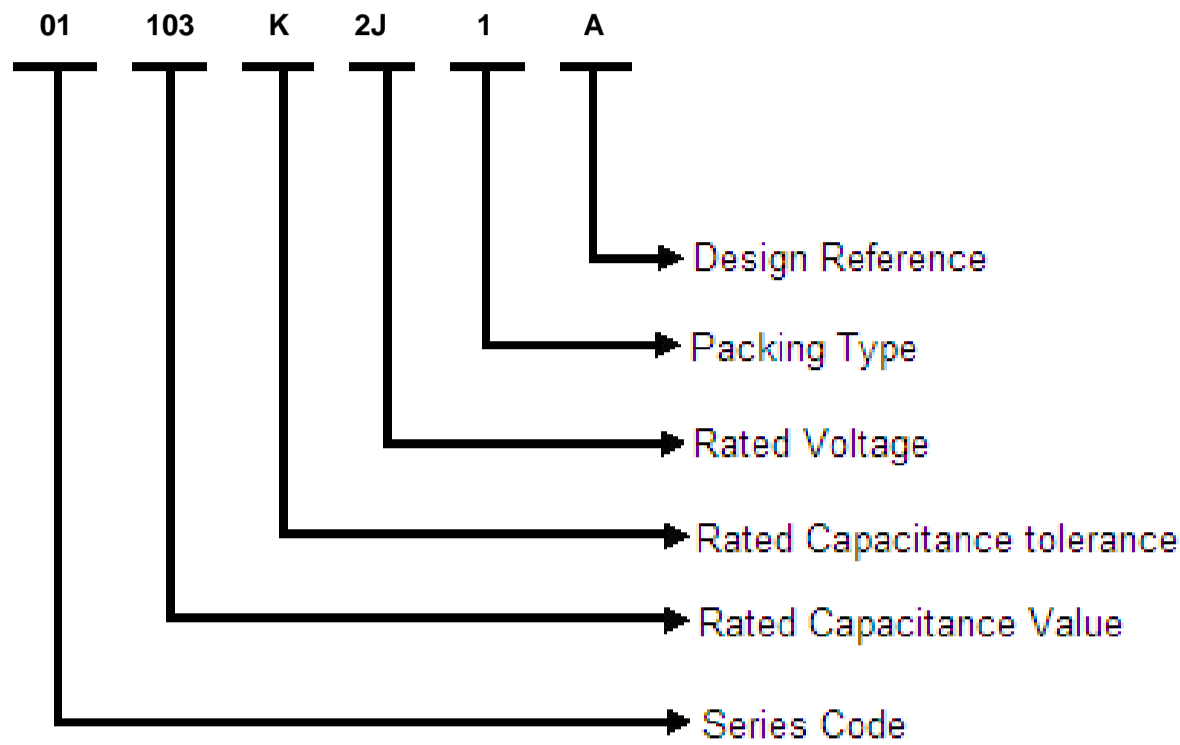


Film Capacitors

Series/Type: Plain Polyester Film Capacitors
(PET- Inductive)

Series code: 01

Part Number Description



Rated Capacitance

Three-digit (103) indicate rated capacitance in Pico Farad (First two digits indicate value & third digit indicates number of zeroes to be suffixed to first two digits).

For example:

103	= 10 ×	10 ³	= 10000 pF	= 10 nF	=0.01 μF
104	= 10 ×	10 ⁴	= 100000 pF	= 100 nF	=0.1 μF
105	= 10 ×	10 ⁵	= 1000000 pF	= 1000 nF	=1 μF
106	= 10 ×	10 ⁶	= 10000000 pF	= 10000 nF	=10 μF

Capacitance Tolerance

F = ±1%, G = ±2%, H = ±2.5%, I = ±3.5%, J = ±5%, K = ±10%, L = ±15%, M = ±20%, N=±40%

Rated Voltage

One digit and one letter (2J) or two digits (06) indicate rated voltage

Rated Voltage Codification

For DC Rated Voltage													
A		B		C		D		E		F		G	
1A	10	1B	12.5	1C	16	1D	20	1E	25	1F	30	1G	40
2A	100	2B	125	2C	160	2D	200	2E	250	2F	300	2G	400
3A	1000	3B	1250	3C	1600	3D	2000	3E	2500	3F	3000	3G	4000
H		I		J		K		L		M		N	
1H	50	1I	45	1J	63	1K	70	1L	80	1M	85	1N	90
2H	500	2I	450	2J	630	2K	700	2L	800	2M	850	2N	900
3H	5000	3I	4500	3J	6300	3K	7000	3L	8000	3M	8500	3N	9000
O		P		Q		R		S		T		U	
1O	110	1P	120	1Q	57.5	1R	15	1S	17	1T	70	1U	130
2O	1100	2P	1200	2Q	575	2R	150	2S	170	2T	700	2U	1300
3O	11000	3P	12000	3Q	5750	3R	1500	3S	1700	3T	70000	3U	13000

For AC Rated Voltage													
01	02	03	04	05	06	07	08	09	10	11	12	13	14
190 VAC	250 VAC	275 VAC	305 VAC	310 VAC	440 VAC	500 VAC	600 VAC	700 VAC	63 VAC	230 VAC	330 VAC	400 VAC	450 VAC

only better


01 Plain Polyester Film Capacitors

PET • Inductive

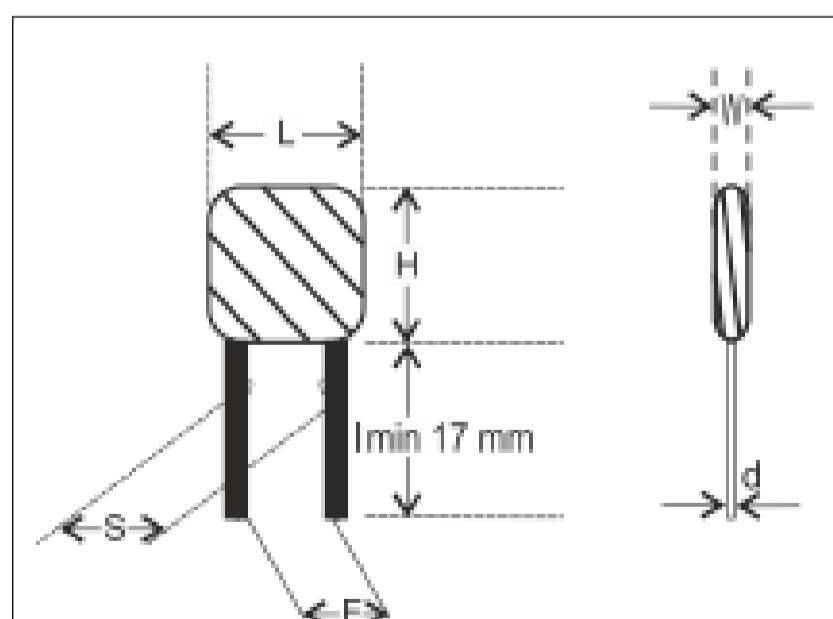
*Packing Type details:

- 1: Bulk packing (original pitch)
- 2: Bulk packing (after forming & cutting)
- 3: Ammo packing (after forming & taping)
- 4: Bulk packing (after forming in original pitch without cut)
- 5: Bulk packing (after formed & without cut)
- 6: Ammo packing (Straight lead)
- 7: Bulk packing (Straight lead cut)
- 8: Reel packing (Straight lead)

Reference Data

Capacitance Value	0.00068 μ F to 0.47 μ F
Capacitance Tolerance	\pm 1% to \pm 40%
Rated DC Voltage	100Vdc to 1600Vdc
Permissible AC Voltage at 50/60 Hz	40Vac to 250Vac
Climatic testing class according to IEC 60068-1	40/105/56
Maximum application temperature	105°C
Rated temperature	85°C
Reference standards	IEC 60384-11
Dielectric	Polyester
Electrodes	Aluminium Foil
Construction	Mono
Encapsulation	Coated with epoxy resin
Leads	Tinned wire
Marking on capacitor body	Type of capacitor, capacitance value, tolerance, rated voltage and traceability code will be available on each and every capacitor (Example- D010473K1ET2G)
Compatibility to RoHS	

Dimensions Description



01 Plain Polyester Film Capacitors

PET • Inductive



Rated Voltage	Rated Capacitance (µF)	Dimensions (mm)					l	Item Code
		L (max)	H (max)	W (max)	S	d (±0.05)		
100Vdc/70Vac	0.00068	8.2	11.8	4.2	5±0.75	0.5	17 Min.	01 681 J 2A 1 A
	0.00068	8.2	11.8	4.2	5±0.75	0.5	17 Min.	01 681 J 2A 1 U
	0.00082	7.5	15	4.5	5±0.75	0.5	17 Min.	01 821 J 2A 1 A
	0.001	6	11.5	3.5	5.15±0.65	0.5	14 Min.	01 102 K 2A 3 L
	0.001	6.5	11.5	3.5	4±0.75	0.5	17 Min.	01 102 J 2A 1 A
	0.001	6.5	11.5	3.5	4±0.75	0.5	17 Min.	01 102 J 2A 1 U
	0.001	6.5	12.5	3.5	4±0.75	0.5	17 Min.	01 102 K 2A 1 A
	0.001	6.5	12.5	3.5	5(+0.8/-0.2)	0.5	14 Min.	01 102 J 2A 3 A
	0.0012	6	11.5	3.5	4±0.75	0.5	17 Min.	01 122 J 2A 1 A
	0.0015	6	11.5	3.5	5(+0.8/-0.2)	0.5	14 Min.	01 152 K 2A 3 L
	0.0015	6	11.5	3.5	5(+0.8/-0.2)	0.5	14 Min.	01 152 J 2A 3 A
	0.0015	6	11.5	3.5	4±0.75	0.5	17 Min.	01 152 J 2A 1 A
	0.0015	6	11.5	3.5	4±0.75	0.5	17 Min.	01 152 K 2A 1 A
	0.0018	6	11.5	3.5	4±0.75	0.5	17 Min.	01 182 J 2A 1 A
	0.0018	6.5	11.5	3.5	4±0.75	0.5	17 Min.	01 182 K 2A 1 A
	0.0022	6	11.5	3.5	4±0.75	0.5	17 Min.	01 222 J 2A 1 A
	0.0022	6	11.5	3.5	4±0.75	0.5	17 Min.	01 222 J 2A 1 U
	0.0022	6	11.5	3.5	4±0.75	0.5	17 Min.	01 222 K 2A 1 A
	0.0022	6	11.5	3.5	4±0.75	0.5	17 Min.	01 222 K 2A 1 K
	0.0022	6	11.5	3.5	4±0.75	0.5	17 Min.	01 222 K 2A 1 Z
	0.0022	6	11.5	3.5	5.3±0.5	0.5	14 Min.	01 222 K 2A 3 L
	0.0022	6	11.5	3.5	5±0.5	0.5	14 Min.	01 222 K 2A 3 A
	0.0022	6	11.5	3.5	5±0.5	0.5	14 Min.	01 222 J 2A 3 A
	0.0022	6	15	3.5	5±0.5	0.5	4±0.5	01 222 K 2A 2 B
	0.0022	6	15	3.5	5±0.5	0.5	5±0.5	01 222 K 2A 2 K
	0.0027	6.5	11.5	3.5	4±0.75	0.5	17 Min.	01 272 K 2A 1 A
	0.0027	6.5	11.5	3.5	4±0.75	0.5	17 Min.	01 272 J 2A 1 A
	0.0027	6.5	11.5	3.5	5.3±0.5	0.5	14 Min.	01 272 J 2A 3 A
	0.0033	6.5	11.5	3.5	5±0.5	0.5	14 Min.	01 332 J 2A 3 A
	0.0033	6.5	11.5	3.5	4±0.75	0.5	14 Min.	01 332 K 2A 3 A
	0.0033	6.5	11.5	3.5	4±0.75	0.5	17 Min.	01 332 K 2A 1 U
	0.0033	6.5	11.5	3.5	4±0.75	0.5	17 Min.	01 332 K 2A 1 A
	0.0033	6.5	11.5	3.5	4±0.75	0.5	17 Min.	01 332 J 2A 1 A
	0.0035	6.5	13	3.5	4±0.75	0.5	17 Min.	01 352 J 2A 1 A
	0.0035	6.5	13	3.5	4±0.75	0.5	17 Min.	01 352 J 2A 1 Z
	0.0039	6.5	11.5	3.5	4±0.75	0.5	17 Min.	01 392 J 2A 1 A
	0.0039	6.5	11.5	3.5	4±0.75	0.5	17 Min.	01 392 K 2A 1 A
	0.0047	6.5	11.5	3.5	5(+0.8/-0.2)	0.5	14 Min.	01 472 J 2A 3 A
	0.0047	6.5	11.5	3.5	4±0.75	0.5	17 Min.	01 472 J 2A 1 A
	0.0047	6.5	11.5	3.5	4±0.75	0.5	17 Min.	01 472 J 2A 1 U
	0.0047	6.5	11.5	3.5	4±0.75	0.5	10±0.5	01 472 J 2A 7 C
	0.0047	6.5	11.5	3.5	4±0.75	0.5	17 Min.	01 472 K 2A 1 A
	0.0056	6	11.5	3.5	5(+0.8/-0.2)	0.5	14 Min.	01 562 K 2A 3 L
	0.0056	6.5	11.5	3.5	4±0.75	0.5	17 Min.	01 562 J 2A 1 A
	0.0056	6.5	11.5	3.5	5(+0.8/-0.2)	0.5	14 Min.	01 562 J 2A 3 A
	0.0056	6.5	11.5	3.5	4±0.75	0.5	17 Min.	01 562 K 2A 1 A
	0.0068	6.5	11.5	3.5	5(+0.8/-0.2)	0.5	14 Min.	01 682 K 2A 3 L
	0.0068	6.5	11.5	3.5	4±0.75	0.5	17 Min.	01 682 J 2A 1 A
	0.0068	6.5	11.5	3.5	4±0.75	0.5	17 Min.	01 682 K 2A 1 A
	0.0068	6.5	11.5	3.5	4±0.75	0.5	5±0.5	01 682 K 2A 7 A
0.0068	6.5	11.5	3.5	5±0.5	0.5	4±0.5	01 682 K 2A 2 B	
0.0082	6.5	11.5	3.5	4±0.75	0.5	17 Min.	01 822 J 2A 1 A	
0.0082	6.5	11.5	3.5	4±0.75	0.5	17 Min.	01 822 K 2A 1 A	
0.0082	6.5	11.5	3.5	5.3±0.5	0.5	14 Min.	01 822 J 2A 3 A	
0.0082	6.5	11.5	3.5	5.3±0.5	0.5	14 Min.	01 822 K 2A 3 A	
0.01	7.5	11.5	4	4±0.75	0.5	17 Min.	01 103 J 2A 1 A	
0.01	7.5	11.5	4	5(+0.5/-0.2)	0.5	14 Min.	01 103 K 2A 3 A	
0.01	7.5	11.5	4	5(+0.5/-0.2)	0.5	14 Min.	01 103 K 2A 3 L	
0.01	7.5	11.5	4	4±0.5	0.5	5±0.5	01 103 K 2A 7 A	
0.01	7.5	11.5	4	4±0.75	0.5	17 Min.	01 103 K 2A 1 A	
0.01	7.5	13	4	4±0.75	0.5	17 Min.	01 103 J 2A 1 C	
0.012	7.5	11.5	4	5(+0.8/-0.2)	0.5	14 Min.	01 123 J 2A 3 A	
0.012	7.5	11.5	4	5(+0.8/-0.2)	0.5	17 Min.	01 123 K 2A 1 A	
0.012	7.5	11.5	4	5(+0.8/-0.2)	0.5	14 Min.	01 123 K 2A 3 A	
0.015	7.5	11.5	4	4±0.75	0.5	17 Min.	01 153 J 2A 1 A	

only better

01 Plain Polyester Film Capacitors

PET • Inductive



0.015	7.5	11.5	4	4±0.75	0.5	17 Min.	01 153 K 2A 1 A
0.015	7.5	11.5	4	4±0.75	0.5	17 Min.	01 153 K 2A 1 K
0.015	7.5	11.5	4	4±0.75	0.5	17 Min.	01 153 K 2A 1 Z
0.015	7.5	11.5	4	5±0.5	0.5	5±0.5	01 153 K 2A 2 A
0.015	7.5	15	4	5±0.5	0.5	5±0.5	01 153 K 2A 2 K
0.018	7.5	11.5	4	4.5±0.75	0.5	17 Min.	01 183 K 2A 1 A
0.018	7.5	15.0	4	5(+0.8/-0.2)	0.5	14 Min.	01 183 K 2A 3 L
0.022	7.5	13	4	4.5±0.5	0.5	4±0.5	01 223 K 2A 7 E
0.022	7.5	14	4	4.5±0.5	0.5	5±0.5	01 223 K 2A 7 D
0.022	8	13	4.5	4.5±0.75	0.5	17 Min.	01 223 J 2A 1 A
0.022	8	13	4.5	4.5±0.75	0.5	5±0.5	01 223 K 2A 7 C
0.022	8	13	4.5	5(+0.8/-0.2)	0.5	4±0.5	01 223 J 2A 2 B
0.022	8	13	4.5	4.5±0.75	0.5	17 Min.	01 223 J 2A 1 U
0.022	8	13	4.5	4.5±0.75	0.5	17 Min.	01 223 K 2A 1 A
0.022	8	13	4.5	4.5±0.75	0.5	17 Min.	01 223 K 2A 1 Z
0.022	8	13	4.5	4.5±0.5	0.5	5±0.5	01 223 K 2A 7 A
0.022	8	13	4.5	5(+0.8/-0.2)	0.5	17 Min.	01 223 K 2A 1 L
0.022	8	13	4.5	5(+0.8/-0.2)	0.5	4±0.5	01 223 K 2A 2 B
0.022	8	13	4.5	5(+0.8/-0.2)	0.5	14 Min.	01 223 K 2A 3 A
0.022	8	13	4.5	5(+0.8/-0.2)	0.5	14 Min.	01 223 K 2A 3 G
0.022	8	13	4.5	5(+0.8/-0.2)	0.5	14 Min.	01 223 J 2A 3 A
0.022	8	13	4.5	4.5±0.5	0.5	4±0.5	01 223 K 2A 7 B
0.022	8	13	4.5	4.5±0.5	0.5	5±0.5	01 223 K 2A 7 N
0.022	8	13	4.5	5±0.5	0.5	17 Min.	01 223 K 2A 8 B
0.022	8	14	4.5	4.5±0.75	0.5	17 Min.	01 223 K 2A 1 C
0.022	8	14	4.5	5(+0.8/-0.2)	0.5	14 Min.	01 223 K 2A 3 C
0.022	8	14	4.5	4.5±0.75	0.5	17 Min.	01 223 J 2A 1 C
0.027	7.5	13	5	5±0.75	0.5	17 Min.	01 273 J 2A 1 A
0.027	7.5	13	5	5.3±0.5	0.5	14 Min.	01 273 K 2A 3 A
0.027	7.5	13	5	5±0.75	0.5	17 Min.	01 273 K 2A 1 A
0.033	7.5	13	5	5±0.5	0.5	5±0.5	01 333 K 2A 7 A
0.033	7.5	13	5	5±0.5	0.5	5±0.5	01 333 K 2A 7 N
0.033	7.5	13	5	5±0.75	0.5	17 Min.	01 333 K 2A 1 A
0.033	7.5	13	5	5±0.75	0.5	17 Min.	01 333 K 2A 1 Z
0.033	7.5	13	5	5±0.75	0.5	17 Min.	01 333 H 2A 1 A
0.033	7.5	13	5	5±0.75	0.5	17 Min.	01 333 I 2A 1 A
0.033	7.5	13	5	5±0.5	0.5	4±0.5	01 333 K 2A 2 B
0.033	7.5	13	5	5±0.75	0.5	17 Min.	01 333 J 2A 1 A
0.033	7.5	14	5	5±0.5	0.5	14 Min.	01 333 K 2A 3 D
0.033	7.5	14	5	5±0.75	0.5	17 Min.	01 333 K 2A 1 D
0.033	7.5	14	5	5±0.75	0.5	5±0.5	01 333 K 2A 7 D
0.033	7.5	14	5	5±0.75	0.5	17 Min.	01 333 J 2A 1 D
0.033	7.5	14	5	5(+0.8/-0.2)	0.5	14 Min.	01 333 J 2A 3 D
0.033	7.7	13	5	5.3±0.5	0.5	14 Min.	01 333 K 2A 3 A
0.033	8	13	4.5	5.3±0.5	0.5	14 Min.	01 333 J 2A 3 C
0.039	9.5	13	5	5(+0.8/-0.2)	0.5	14 Min.	01 393 K 2A 3 L
0.039	9.5	13	5	5.3±0.5	0.5	14 Min.	01 393 K 2A 3 A
0.039	9.5	13	5	5.5±0.75	0.5	17 Min.	01 393 K 2A 1 A
0.039	9.5	13	5	5.5±0.75	0.5	17 Min.	01 393 J 2A 1 A
0.047	9	13	5	5.5±0.5	0.5	5±1.0	01 473 K 2A 7 N
0.047	9.5	13	5	5±0.5	0.5	14 Min.	01 473 K 2A 3 A
0.047	9.5	13	5	5±0.5	0.5	14 Min.	01 473 K 2A 3 G
0.047	9.5	13	5	5.5±0.5	0.5	5±1.0	01 473 K 2A 7 A
0.047	9.5	13	5	5.5±0.75	0.5	17 Min.	01 473 K 2A 1 K
0.047	9.5	13	5	5.5±0.75	0.5	17 Min.	01 473 K 2A 1 Z
0.047	9.5	13	5	5±0.5	0.5	14 Min.	01 473 J 2A 3 A
0.047	9.5	13	5	5±0.5	0.5	4±0.5	01 473 K 2A 2 B
0.047	9.5	13	5	5.5±0.75	0.5	17 Min.	01 473 J 2A 1 A
0.047	9.5	13	5	5.5±0.75	0.5	17 Min.	01 473 J 2A 1 U
0.047	9.5	14	5	5±0.5	0.5	14 Min.	01 473 J 2A 3 C
0.047	9.5	14	5	5.5±0.75	0.5	17 Min.	01 473 J 2A 1 C
0.047	9.5	14	5	5.5±0.75	0.5	17 Min.	01 473 K 2A 1 A
0.047	9.5	14	5	5.5±0.75	0.5	17 Min.	01 473 K 2A 1 L
0.047	9.5	15	5	5(+0.8/-0.2)	0.5	14 Min.	01 473 K 2A 3 C
0.047	9.5	15	5	5.5±0.75	0.5	17 Min.	01 473 K 2A 1 C
0.047	9.5	15	5	5.5±0.5	0.5	5±1.0	01 473 K 2A 7 C
0.047	9.5	17	5	5±0.5	0.5	5±0.5	01 473 K 2A 2 K
0.056	10	13	5	5(+0.8/-0.2)	0.5	14 Min.	01 563 J 2A 3 L
0.056	10	13	5	5.3±0.5	0.5	14 Min.	01 563 J 2A 3 A

only better

01 Plain Polyester Film Capacitors

PET • Inductive



	0.056	10	13	5	6±0.75	0.5	17 Min.	01 563 J 2A 1 A
	0.056	10	13	5	6±0.75	0.5	17 Min.	01 563 K 2A 1 A
	0.068	10	14	5.5	5±0.5	0.5	14 Min.	01 683 K 2A 3 L
	0.068	10	14	5.5	7±0.75	0.5	17 Min.	01 683 J 2A 1 A
	0.068	10	14	5.5	7±0.75	0.5	17 Min.	01 683 F 2A 1 A
	0.068	10	14	5.5	7±0.75	0.5	17 Min.	01 683 K 2A 1 A
	0.068	10	14	5.5	5(+0.8/-0.2)	0.5	14 Min.	01 683 K 2A 3 A
	0.068	10	14	5.5	5(+0.8/-0.2)	0.5	5±1.0	01 683 K 2A 2 B
	0.068	10	14	5.5	5.3±0.5	0.5	14 Min.	01 683 K 2A 3 B
	0.068	10	15	5.5	7±0.75	0.5	17 Min.	01 683 K 2A 1 C
	0.068	10	15	5.5	5(+0.8/-0.2)	0.5	5±1.0	01 683 K 2A 2 C
	0.068	10	15	6	7±0.75	0.5	17 Min.	01 683 J 2A 1 C
	0.082	11	14	6	7±0.75	0.5	17 Min.	01 823 J 2A 1 A
	0.082	11	14	6	7±0.75	0.5	17 Min.	01 823 K 2A 1 A
	0.082	11	15	6	7±0.75	0.5	17 Min.	01 823 K 2A 1 B
	0.082	11.5	15	6.5	7±0.75	0.5	17 Min.	01 823 J 2A 1 B
	0.1	11	14	6	5±0.5	0.5	14 Min.	01 104 K 2A 3 L
	0.1	11	14	6	5(+0.8/-0.2)	0.5	14 Min.	01 104 J 2A 3 L
	0.1	11	14	6	7±0.75	0.5	17 Min.	01 104 J 2A 1 U
	0.1	11	14	6	7±0.75	0.5	17 Min.	01 104 I 2A 1 K
	0.1	11	14	6	7±0.75	0.5	17 Min.	01 104 I 2A 1 Z
	0.1	11	14	6	7±0.75	0.5	17 Min.	01 104 K 2A 1 Z
	0.1	11	14	6	5(+0.8/-0.2)	0.5	4±0.5	01 104 K 2A 2 B
	0.1	11	14	6	7±0.75	0.5	17 Min.	01 104 J 2A 1 A
	0.1	11	15	6	7±0.5	0.5	5±0.5	01 104 K 2A 7 A
	0.1	11	15	6	7.5(+0.8/-0.2)	0.5	14 Min.	01 104 J 2A 3 C
	0.1	11	15	6	7±0.75	0.5	17 Min.	01 104 K 2A 1 L
	0.1	11	15	6	7±0.75	0.5	17 Min.	01 104 K 2A 1 A
	0.1	11	15	6	5±0.5	0.5	14 Min.	01 104 K 2A 3 A
	0.1	11	15	6	7±0.75	0.5	17 Min.	01 104 J 2A 1 C
	0.1	11	16	6	5±0.5	0.5	4±0.5	01 104 K 2A 2 C
	0.1	11	16	6	5(+0.8/-0.2)	0.5	14 Min.	01 104 K 2A 3 C
	0.1	11	16	6	7±0.75	0.5	17 Min.	01 104 K 2A 1 C
	0.1	11	16	6	7±0.5	0.5	5±0.5	01 104 K 2A 7 C
	0.1	11	17	6	5±0.5	0.5	5±0.5	01 104 I 2A 2 K
	0.12	11.5	15	6	7±0.75	0.5	17 Min.	01 124 J 2A 1 A
	0.15	12	15	6.5	7.5±0.5	0.5	14 Min.	01 154 J 2A 3 A
	0.15	12	15	6.5	7±0.75	0.5	17 Min.	01 154 J 2A 1 A
	0.15	12	15	6.5	7±0.75	0.5	17 Min.	01 154 K 2A 1 A
	0.22	12	18	7	5(+0.8/-0.2)	0.5	5±1.0	01 224 K 2A 2 A
	0.22	12	18	7	5(+0.8/-0.2)	0.5	14 Min.	01 224 K 2A 5 A
	0.22	12	18	7	8.5±0.75	0.5	17 Min.	01 224 J 2A 1 A
	0.22	12	18	7.5	8.5±0.75	0.5	17 Min.	01 224 K 2A 1 A
	0.22	12	19	7	5±0.5	0.5	6±1.0	01 224 K 2A 2 D
	0.22	12	19	7	9±0.75	0.5	17 Min.	01 224 J 2A 1 D
	0.22	12	19	7	9±0.75	0.5	17 Min.	01 224 K 2A 1 D
	0.22	12	19	7	7.5±0.5	0.5	14 Min.	01 224 K 2A 3 D
	0.22	12	19	7	9±0.75	0.5	17 Min.	01 224 K 2A 1 D
	0.27	13	20	7.5	9±0.75	0.5	17 Min.	01 274 K 2A 1 A
	0.47	16	21	8.5	11.5±0.75	0.5	17 Min.	01 474 J 2A 1 A
250Vdc/160Vac	0.001	6.5	11.5	3.5	4±0.75	0.5	17 Min.	01 102 K 2E 1 A
	0.0015	6	11.5	3.5	5(+0.8/-0.2)	0.5	4.5±0.5	01 152 K 2E 2 A
	0.0022	6	11.5	3.5	4±0.75	0.5	17 Min.	01 222 K 2E 1 A
	0.0022	6	15	3.5	4±0.75	0.5	17 Min.	01 222 K 2E 1 B
	0.0022	6	15	3.5	4±0.5	0.5	5±0.5	01 222 K 2E 7 B
	0.0022	6	15	3.5	4±0.5	0.5	4±0.5	01 222 K 2E 7 C
	0.0022	6	15	3.5	5±0.5	0.5	4±0.5	01 222 K 2E 2 B
	0.0033	6.5	11.5	3.75	5±0.75	0.5	17 Min.	01 332 K 2E 1 A
	0.0033	7	11	3.5	5±0.75	0.5	17 Min.	01 332 J 2E 1 B
	0.0056	6.5	13	3.5	4±0.75	0.5	17 Min.	01 562 K 2E 1 A
	0.01	7	13	4.5	4±0.75	0.5	4±0.5	01 103 K 2E 7 C
	0.01	7.5	13	4	5±0.5	0.5	5±1.0	01 103 K 2E 7 A
	0.01	7.5	13	4	5±0.5	0.5	4±0.5	01 103 K 2E 7 B
	0.015	8	13	4	5±0.75	0.5	17 Min.	01 153 K 2E 1 A
	0.022	9	13	4.5	7±0.5	0.5	5±0.5	01 223 K 2E 7 E
	0.022	9	13	4.5	5±0.75	0.5	17 Min.	01 223 K 2E 1 C
	0.022	9	13	4.5	5±0.75	0.5	17 Min.	01 223 K 2E 1 Z
	0.022	9	13	4.5	5±0.5	0.5	5±1.0	01 223 K 2E 7 C
	0.022	9	13	4.5	5±0.5	0.5	5±1.0	01 223 K 2E 7 N

only better

© Deki Electronics Ltd

B-19 & 20. Sector-58. Noida-201301. India • +91-120 2585458/57 • www.dekielectronics.com

01 Plain Polyester Film Capacitors

PET • Inductive



	0.022	9	13	4.5	7±0.5	0.5	7.5±1.0	01 223 K 2E 7 D
	0.033	9.5	13	5	5±0.5	0.5	4.5±0.5	01 333 K 2E 2 A
	0.033	9.5	13	5	7±0.75	0.5	17 Min.	01 333 K 2E 1 A
	0.033	9.5	13	5	7±0.5	0.5	5±0.5	01 333 K 2E 7 A
	0.033	9.5	13	5	7±0.75	0.5	17 Min.	01 333 J 2E 1 A
	0.033	11	14	6	7.5±0.75	0.5	17 Min.	01 333 K 2E 1 B
	0.033	11	14	6	7.5±0.5	0.5	5±0.5	01 333 K 2E 7 B
	0.033	11	14	6	7.5±0.5	0.5	7.5±0.5	01 333 K 2E 7 D
	0.047	11	14	6	7.5±0.5	0.5	5±0.5	01 473 K 2E 7 N
	0.047	11	14	6.3	5±0.5	0.5	5±0.5	01 473 K 2E 2 B
	0.047	11	14	6.3	7.5±0.5	0.5	14 Min.	01 473 K 2E 3 B
	0.047	11	14	6.3	5±0.5	0.5	14 Min.	01 473 K 2E 5 A
	0.047	11	14	6.3	7.5±0.5	0.5	5±0.5	01 473 K 2E 7 A
	0.047	11	14	6.5	7.5±0.75	0.5	17 Min.	01 473 J 2E 1 U
	0.047	11	14	6.5	7.5±0.75	0.5	17 Min.	01 473 K 2E 1 U
	0.047	11	14	6.5	7.4±0.3	0.5	5±0.5	01 473 K 2E 7 C
	0.047	11	14	6.5	7.5±0.75	0.5	17 Min.	01 473 K 2E 1 A
	0.047	11	15	6.3	7.5±0.5	0.5	4±0.5	01 473 K 2E 7 I
	0.056	11.5	14	7	5±0.5	0.5	4.5±0.5	01 563 K 2E 2 B
	0.056	11.5	14	7	7.5±0.5	0.5	5±0.5	01 563 K 2E 7 B
	0.056	11.5	14	7	7.5±0.5	0.5	5±0.5	01 563 K 2E 7 N
	0.056	11.5	15	7	5±0.5	0.5	4.5±0.5	01 563 K 2E 2 C
	0.1	13	18	6.5	7.5±0.5	0.5	14 Min.	01 104 K 2E 3 A
	0.1	13	18	6.5	9±0.5	0.5	17 Min.	01 104 K 2E 1 A
	0.1	13	18	6.5	7.5±0.75	0.5	17 Min.	01 104 J 2E 1 A
300Vdc/180Vac	0.047	10.2	15	6.5	7.5±0.5	0.5	6±0.5	01 473 K 2F 7 G
	0.047	10.2	15	6.5	7.5±0.5	0.5	7.5±0.5	01 473 K 2F 7 H
	0.047	10.5	15	6	7.5±0.5	0.5	5±0.5	01 473 K 2F 2 A
	0.047	10.5	15	6	7.5±0.5	0.5	5±0.5	01 473 K 2F 2 H
	0.047	10.5	15	6	7.5±0.5	0.5	5±0.5	01 473 K 2F 7 B
	0.047	10.5	15	6	7.5±0.75	0.5	5±0.5	01 473 K 2F 7 C
400Vdc/200Vac	0.001	6.5	11.5	3.5	4±0.5	0.5	17 Min.	01 102 J 2G 1 A
	0.001	6.5	11.5	3.5	4±0.5	0.5	17 Min.	01 102 K 2G 1 A
	0.0015	6	11.5	3.5	5±0.5	0.5	14 Min.	01 152 K 2G 3 A
	0.0015	6	11.5	3.5	4±0.75	0.5	17 Min.	01 152 K 2G 1 A
	0.0022	6	11.5	3.5	4±0.75	0.5	17 Min.	01 222 K 2G 1 A
	0.0022	6	11.5	3.5	4±0.5	0.5	17 Min.	01 222 K 2G 1 Z
	0.0022	6	11.5	3.5	4±0.5	0.5	17 Min.	01 222 K 2G 1 V
	0.0033	6.5	11.5	4	4±0.75	0.5	17 Min.	01 332 K 2G 1 A
	0.0047	8.5	14	5	5±0.75	0.5	17 Min.	01 472 K 2G 1 B
	0.0056	8	11.5	4	7.5±0.5	0.5	5±0.5	01 562 K 2G 2 A
	0.0056	8	11.5	4	5.5±0.75	0.5	17 Min.	01 562 K 2G 1 A
	0.0068	7.5	11.5	4	5±0.75	0.5	17 Min.	01 682 K 2G 1 A
	0.0082	8.5	12	4.5	6±0.75	0.5	17 Min.	01 822 K 2G 1 A
	0.01	11	14	6	5(+0.8/-0.2)	0.5	17 Min.	01 103 K 2G 3 B
	0.01	11	14	6	6.5±0.75	0.5	17 Min.	01 103 K 2G 1 B
	0.01	11	14	6	7.5±0.5	0.5	5±0.5	01 103 K 2G 2 B
	0.01	11	14	6	6.5±0.5	0.5	7±0.5	01 103 K 2G 7 B
	0.012	9.5	13	5	7±0.75	0.5	17 Min.	01 123 J 2G 1 A
	0.012	9.5	13	5	7±0.75	0.5	17 Min.	01 123 K 2G 1 A
	0.012	9.5	13	5	7±0.5	0.5	5±0.5	01 123 K 2G 7 A
	0.015	9.5	13	5	7±0.75	0.5	17 Min.	01 153 K 2G 1 C
	0.015	9.5	13	5	7±0.5	0.5	5±1.0	01 153 K 2G 7 C
	0.018	11	12	6	5(+0.8/-0.2)	0.5	5±0.5	01 183 K 2G 2 B
	0.018	11	12	6	7.5±0.5	0.5	5±1.0	01 183 K 2G 7 B
	0.018	11	12	6	7.5±0.5	0.5	6.5±0.5	01 183 K 2G 7 C
	0.018	11	13	6	5±0.5	0.5	5±0.5	01 183 K 2G 2 D
	0.022	9	14	5	5±0.5	0.5	5±0.5	01 223 K 2G 2 B
	0.022	9	14	5	5±0.5	0.5	14 Min.	01 223 K 2G 3 B
	0.022	9	14	5	7±0.75	0.5	17 Min.	01 223 J 2G 1 B
	0.022	9	14	5	7±0.5	0.5	5±0.5	01 223 K 2G 7 B
	0.022	9	14	5	7±0.4	0.5	17 Min.	01 223 J 2G 1 U
	0.022	9	14	5	5±0.5	0.5	17 Min.	01 223 K 2G 8 B
	0.022	9	14	5	7±0.5	0.5	5±1.0	01 223 K 2G 7 E
	0.022	9.5	14	5	7±0.75	0.5	17 Min.	01 223 K 2G 1 E
	0.022	9.5	14	5.5	5±0.5	0.5	14 Min.	01 223 K 2G 3 J
	0.022	9.5	14	5.5	7±0.75	0.5	17 Min.	01 223 K 2G 1 J
	0.022	10	14	5.5	7±0.4	0.5	17 Min.	01 223 J 2G 1 E
	0.022	10.5	14	5	7.5±0.5	0.5	5±0.5	01 223 K 2G 7 D

only better

© Deki Electronics Ltd

B-19 & 20. Sector-58. Noida-201301. India • +91-120 2585458/57 • www.dekielectronics.com

01 Plain Polyester Film Capacitors

PET • Inductive



	0.022	11	14	5	7.5±0.5	0.5	5±0.5	01 223 K 2G 7 M
	0.022	11	14	5.5	5±0.5	0.5	14 Min.	01 223 K 2G 3 G
	0.022	11	14	5.5	7.5±0.5	0.5	5±0.5	01 223 K 2G 7 F
	0.022	11	14	5.5	7.5±0.5	0.5	4±0.5	01 223 K 2G 7 G
	0.027	11	15	6	7±0.75	0.5	17 Min.	01 273 J 2G 1 A
	0.027	11	15	6	7±0.75	0.5	17 Min.	01 273 K 2G 1 A
	0.033	10.5	15	6	7.5±0.5	0.5	7.5±0.5	01 333 K 2G 7 F
	0.033	10.5	15	6	7±0.75	0.5	17 Min.	01 333 K 2G 1 J
	0.033	10.5	15	6	7±0.5	0.5	17 Min.	01 333 J 2G 1 A
	0.033	11	15	6	7.5±0.5	0.5	5±0.5	01 333 K 2G 7 N
	0.033	11	15	6	5±0.5	0.5	5±0.5	01 333 K 2G 2 D
	0.033	11	15	6	7.5±0.5	0.5	5±0.5	01 333 K 2G 7 B
	0.033	11	15	6	7.5±0.5	0.5	6.5±0.5	01 333 K 2G 7 G
	0.033	11	15	6	7.5±0.5	0.5	4±0.5	01 333 K 2G 7 E
	0.033	11	15	6	7±0.5	0.5	17 Min.	01 333 K 2G 1 A
	0.033	11	15	6	7.5±0.5	0.5	4.5±0.5	01 333 K 2G 7 D
	0.033	11	15	6	7±0.5	0.5	5±0.5	01 333 K 2G 7 A
	0.047	11	15	6.5	7.5±0.75	0.5	17 Min.	01 473 K 2G 1 M
	0.047	11	15	6.5	7.5±0.5	0.5	4.5±0.5	01 473 K 2G 7 O
	0.047	11	15	7	7.5±0.5	0.5	5±0.5	01 473 K 2G 7 M
	0.047	11.5	15	7.5	5±0.5	0.5	14 Min.	01 473 K 2G 3 B
	0.047	11.5	15	7.5	5±0.5	0.5	14 Min.	01 473 K 2G 3 G
	0.047	11.5	15	7.5	5±0.5	0.5	14 Min.	01 473 K 2G 3 H
	0.047	11.5	15	7.5	5±0.5	0.5	5±0.5	01 473 K 2G 2 G
	0.047	11.5	15	7.5	7.5±0.75	0.5	17 Min.	01 473 K 2G 1 G
	0.047	11.5	15	7.5	7.5±0.5	0.5	5±0.5	01 473 K 2G 7 B
	0.047	11.5	15	7.5	7.5±0.5	0.5	5±0.5	01 473 K 2G 7 F
	0.047	11.5	15	7.5	7.5±0.5	0.5	5±0.5	01 473 K 2G 7 G
	0.047	12	15	8	7.5±0.75	0.5	17 Min.	01 473 J 2G 1 G
	0.047	12	17	7	5±0.5	0.5	14 Min.	01 473 K 2G 3 I
	0.047	13	15	8.5	7.5±0.75	0.5	17 Min.	01 473 K 2G 1 J
	0.047	13	15	8.5	5±0.5	0.5	14 Min.	01 473 K 2G 3 J
	0.047	13	15	8.5	5±0.5	0.5	14 Min.	01 473 K 2G 3 P
	0.056	11.5	15	7	7.5±0.75	0.5	17 Min.	01 563 K 2G 1 B
	0.056	11.5	15	7	7.5±0.75	0.5	17 Min.	01 563 K 2G 1 C
	0.056	11.5	15	7	7.5±0.5	0.5	5±0.5	01 563 K 2G 7 B
	0.056	11.5	15	7	7.5±0.5	0.5	5±0.5	01 563 K 2G 7 C
	0.1	17	21	10	11±0.75	0.5	17 Min.	01 104 K 2G 1 C
	0.1	17	21	10	11±0.75	0.5	17 Min.	01 104 K 2G 1 B
	0.1	17	21	10	11±0.75	0.5	17 Min.	01 104 J 2G 1 B
630Vdc/200Vac	0.00068	8.2	11.8	4.2	5±0.5	0.5	7.5±0.5	01 681 K 2J 7 D
	0.001	6.5	11.5	3.5	4±0.5	0.5	5±1.0	01 102 J 2J 7 A
	0.001	6.5	11.5	3.5	4±0.75	0.5	17 Min.	01 102 J 2J 1 A
	0.001	6.5	11.5	3.5	4±0.75	0.5	17 Min.	01 102 J 2J 1 U
	0.001	6.5	11.5	3.8	5(+0.8/-0.2)	0.5	14 Min.	01 102 K 2J 3 A
	0.001	6.5	11.5	3.8	4±0.5	0.5	5±0.5	01 102 K 2J 7 B
	0.001	6.5	11.5	3.8	4±0.75	0.5	17 Min.	01 102 K 2J 1 B
	0.001	6.5	12.5	3.8	4±0.5	0.5	5±0.5	01 102 K 2J 7 A
	0.001	6.5	12.5	3.8	4±0.5	0.5	5±0.5	01 102 K 2J 7 C
	0.001	6.5	12.5	3.8	4±0.75	0.5	17 Min.	01 102 K 2J 1 A
	0.001	6.5	15	3.8	5(+0.8/-0.2)	0.5	5±0.5	01 102 K 2J 2 A
	0.001	7	15	4	4±0.5	0.5	5±0.5	01 102 K 2J 7 D
	0.0015	6	11.5	3.5	5.3±0.5	0.5	14 Min.	01 152 K 2J 3 A
	0.0022	6	11.5	3.5	4±0.75	0.5	17 Min.	01 222 J 2J 1 A
	0.0022	6	11.5	3.5	4±0.75	0.5	17 Min.	01 222 K 2J 1 A
	0.0022	7.5	12	4.5	5±0.5	0.5	5±0.5	01 222 K 2J 7 C
	0.0022	7.5	12	4.5	5±0.75	0.5	17 Min.	01 222 K 2J 1 C
	0.0027	8.5	14	4.5	5±0.75	0.5	17 Min.	01 272 K 2J 1 A
	0.0027	8.5	15	4.5	5±0.75	0.5	17 Min.	01 272 J 2J 1 A
	0.0027	8.5	15	4.5	5±0.5	0.5	5±0.5	01 272 J 2J 7 A
	0.0033	8.5	15	4.5	5±0.5	0.5	17 Min.	01 332 K 2J 1 A
	0.0033	8.5	15	4.5	5±0.5	0.5	5±1.0	01 332 K 2J 7 A
	0.0033	8.5	15	4.5	5±0.75	0.5	17 Min.	01 332 J 2J 1 A
	0.0033	8.5	15	4.5	5±0.75	0.5	17 Min.	01 332 J 2J 1 U
	0.0033	8.5	15	4.5	5±0.5	0.5	5±0.5	01 332 J 2J 7 A
	0.0039	8.5	15	4.5	5±0.75	0.5	17 Min.	01 392 J 2J 1 A
	0.0039	8.5	15	4.5	5±0.5	0.5	5±0.5	01 392 J 2J 7 A
	0.0039	8.5	15	4.5	5±0.5	0.5	5±0.5	01 392 K 2J 7 A
	0.0047	8.5	15	4.5	5±0.75	0.5	17 Min.	01 472 J 2J 1 B

only better

01 Plain Polyester Film Capacitors

PET • Inductive



	0.0047	8.5	15	4.5	5±0.75	0.5	17 Min.	01 472 K 2J 1 B
	0.0047	8.5	15	4.5	5±0.75	0.5	17 Min.	01 472 K 2J 1 C
	0.0047	8.5	15	4.5	5±0.5	0.5	5±0.5	01 472 K 2J 2 B
	0.0047	8.5	15	4.5	5±0.5	0.5	17 Min.	01 472 K 2J 6 B
	0.0047	8.5	15	4.5	5±0.5	0.5	5±0.5	01 472 K 2J 7 B
	0.0047	8.5	15	4.5	5±0.5	0.5	5±0.5	01 472 K 2J 7 N
	0.0054	8.5	15	4.5	5±0.5	0.5	5±0.5	01 542 K 2J 7 B
	0.0054	8.5	15	4.5	5±0.75	0.5	17 Min.	01 542 K 2J 1 B
	0.0054	8.5	15	4.5	5±0.5	0.5	5±0.5	01 542 K 2J 2 B
	0.0056	8.5	15	4.5	5±0.5	0.5	17 Min.	01 562 K 2J 1 B
	0.0056	8.5	15	4.5	5±0.5	0.5	5±1.0	01 562 K 2J 7 N
	0.0056	8.5	15	5	5±0.75	0.5	17 Min.	01 562 J 2J 1 B
	0.0056	8.5	15	5	5±0.5	0.5	5±0.5	01 562 J 2J 7 B
	0.0056	8.5	15	5	5±0.5	0.5	5±0.5	01 562 K 2J 7 B
	0.0056	8.5	15	5	5±0.5	0.5	17 Min.	01 562 K 2J 6 B
	0.0068	9	15	5	5±0.5	0.5	5±0.5	01 682 K 2J 7 C
	0.0068	9	15	5	5±0.75	0.5	17 Min.	01 682 K 2J 1 C
	0.0068	9	15	5	5.2± 0.5	0.5	5±0.5	01 682 K 2J 7 D
	0.0068	9	15	5	5±0.75	0.5	17 Min.	01 682 J 2J 1 C
	0.0068	9	15	6.5	5±0.5	0.5	5±0.5	01 682 K 2J 7 N
	0.0082	9.5	15	5.5	5±0.5	0.5	5±0.5	01 822 K 2J 7 N
	0.0082	9.5	15	5.5	7.5±0.5	0.5	5±1.0	01 822 K 2J 2 D
	0.0082	9.5	15	5.5	5±0.75	0.5	17 Min.	01 822 K 2J 1 D
	0.0082	9.5	15	5.5	5±0.5	0.5	5±0.5	01 822 K 2J 7 D
	0.0088	9.5	15	5.5	5.5±0.75	0.5	17 Min.	01 882 K 2J 1 A
	0.01	9.5	14	5.5	7.5±0.75	0.5	17 Min.	01 103 K 2J 1 B
	0.01	10	15	5.5	5±0.5	0.5	5±0.5	01 103 K 2J 2 B
	0.01	10	15	5.5	5(+0.8/-0.2)	0.5	14 Min.	01 103 K 2J 3 B
	0.01	10	15	5.5	5±0.5	0.5	14 Min.	01 103 J 2J 5 B
	0.01	10	15	5.5	7.5±0.75	0.5	17 Min.	01 103 J 2J 1 B
	0.012	10	15	6	5±0.5	0.5	5±0.5	01 123 J 2J 7 A
	0.012	10	15	6	7.5±0.75	0.5	17 Min.	01 123 J 2J 1 A
	0.012	10	15	6	5±0.5	0.5	17 Min.	01 123 K 2J 8 B
	0.012	10	15	6	5±0.5	0.5	5±1.0	01 123 K 2J 2 A
	0.012	10	15	6	7.5±0.75	0.5	17 Min.	01 123 K 2J 1 A
	0.012	10.5	15	6	5±0.5	0.5	5±1.0	01 123 K 2J 7 A
	0.015	11	15	7	5±0.5	0.5	14 Min.	01 153 K 2J 3 A
	0.015	11	15	7	5±0.5	0.5	14 Min.	01 153 K 2J 3 G
	0.015	11	15	7	5±0.5	0.5	17 Min.	01 153 K 2J 8 B
	0.015	11	15	7	7.5±0.5	0.5	5±0.5	01 153 K 2J 7 A
	0.018	10	16	5.5	7.5±0.5	0.5	5±1.0	01 183 K 2J 7 G
	0.018	10	16	5.5	7.5±0.75	0.5	5±1.0	01 183 K 2J 7 F
	0.018	11	16	6	7.5±0.75	0.5	5±1.0	01 183 K 2J 7 E
	0.018	11.5	16	7	5±0.5	0.5	28±1.0	01 183 K 2J 8 B
	0.018	11.5	17	7	7.5±0.5	0.5	5±1.0	01 183 K 2J 7 N
	0.018	12	17	6	7.5±0.75	0.5	5±1.0	01 183 K 2J 7 C
	0.018	12	17	6	7.5±0.5	0.5	17 Min.	01 183 K 2J 1 C
	0.018	12	17	7	7.5±0.5	0.5	5±1.0	01 183 K 2J 7 B
	0.018	12	17	7	7.5±0.5	0.5	5±0.5	01 183 K 2J 2 B
	0.018	12	17	7	7.5±0.75	0.5	17 Min.	01 183 J 2J 1 B
	0.018	12	17	7	7.5±0.75	0.5	17 Min.	01 183 K 2J 1 B
	0.018	12	17	7	5±0.5	0.5	14 Min.	01 183 K 2J 3 B
	0.022	13	15	8	7.5±0.75	0.5	17 Min.	01 223 J 2J 1 B
	0.022	13	15	8	7.5±0.75	0.5	17 Min.	01 223 J 2J 1 U
	0.027	12	17	8	7.5±0.75	0.5	17 Min.	01 273 J 2J 1 A
	0.027	12	17	8	7.5±0.75	0.5	17 Min.	01 273 K 2J 1 A
	0.03	13	18	8.5	7.5±1.0	0.5	17 Min.	01 303 J 2J 1 A
	0.033	13	18	9	7.5±0.75	0.5	17 Min.	01 333 K 2J 1 A
1000Vdc/250Vac	0.00068	7.5	13	3.5	5±0.75	0.5	17 Min.	01 681 K 3A 1 B
	0.00082	7.5	15	4.5	5±0.5	0.5	5±1.0	01 821 J 3A 7 A
	0.00082	7.5	15	4.5	5±0.75	0.5	17 Min.	01 821 K 3A 1 A
	0.001	7.5	14	4	5±0.5	0.5	5±1.0	01 102 K 3A 2 B
	0.001	7.5	14	4	4.5±0.5	0.5	5±0.5	01 102 K 3A 7 A
	0.001	7.5	14	4	5±0.5	0.5	5±0.5	01 102 K 3A 7 B
	0.001	7.5	14	4	4.5±0.75	0.5	17 Min.	01 102 K 3A 1 A
	0.001	7.5	14	4	4.5±0.75	0.5	17 Min.	01 102 K 3A 1 Z
	0.0015	8.5	15	5	5±0.5	0.5	5±0.5	01 152 K 3A 7 A
	0.0027	9	15	5	5±0.75	0.5	17 Min.	01 272 K 3A 1 A
	0.0033	9	14	5	5±0.5	0.5	5±0.5	01 332 K 3A 7 A

only better

01 Plain Polyester Film Capacitors

PET • Inductive



	0.0033	9	15	5	5±0.75	0.5	17 Min.	01 332 J 3A 1 A
	0.0033	9	15	5	5±0.75	0.5	17 Min.	01 332 K 3A 1 A
	0.0033	9	15	5	5±0.75	0.5	17 Min.	01 332 K 3A 1 Z
	0.0039	10	15	6	5±0.75	0.5	17 Min.	01 392 K 3A 1 A
	0.0047	10	15	6	5±0.75	0.5	17 Min.	01 472 J 3A 1 A
	0.0047	10	15	6	6±0.75	0.5	17 Min.	01 472 K 3A 1 A
	0.0056	10.5	15	6	5±0.5	0.5	5±1.0	01 562 K 3A 7 N
	0.0056	10.5	15	7	5±0.75	0.5	17 Min.	01 562 K 3A 1 A
	0.0056	10.5	15	7	5±0.5	0.5	5±1.0	01 562 K 3A 7 A
	0.006	12.5	19	7	12±1.0	0.5	17 Min.	01 602 N 3A 8 B
	0.0062	11	15	6.5	5±0.75	0.5	17 Min.	01 622 K 3A 1 A
	0.0068	11	15	6.5	5±0.75	0.5	17 Min.	01 682 K 3A 1 A
	0.0068	11	15	6.5	5±0.5	0.5	5±1.0	01 682 K 3A 7 A
	0.0068	11	15	6.5	5±0.5	0.5	5±1.0	01 682 K 3A 7 N
	0.0082	11	16	7.5	5±0.5	0.5	5±1.0	01 822 K 3A 2 A
	0.0082	11	16	7.5	7.5±0.5	0.5	7.5±0.5	01 822 K 3A 7 D
	0.01	12	16	7.5	7.5±0.75	0.5	17 Min.	01 103 K 3A 1 A
	0.01	12	16	7.5	7.5±0.75	0.5	17 Min.	01 103 K 3A 1 Z
1250Vdc/250Vac	0.001	7.5	15	3.8	5±0.5	0.5	14 Min.	01 102 J 3B 3 F
	0.001	7.5	15	3.8	5±0.5	0.5	17 Min.	01 102 J 3B 6 F
	0.001	7.5	15	3.8	5±0.5	0.5	4±0.5	01 102 J 3B 7 B
	0.001	7.5	15	3.8	5±0.5	0.5	4±0.5	01 102 J 3B 7 F
	0.001	7.5	15	3.8	5±0.75	0.5	17 Min.	01 102 J 3B 1 A
	0.001	7.5	15	3.8	5±0.75	0.5	17 Min.	01 102 K 3B 1 A
	0.001	7.5	15	3.8	5±0.75	0.5	17 Min.	01 102 K 3B 1 N
	0.001	7.5	15	3.8	5±0.5	0.5	5±0.5	01 102 H 3B 7 H
	0.001	7.5	15	3.8	5±0.5	0.5	5±0.5	01 102 J 3B 7 A
	0.001	7.5	15	3.8	5±0.5	0.5	5±0.5	01 102 K 3B 7 A
	0.001	7.5	15	4	5±0.5	0.5	5±0.5	01 102 K 3B 7 S
	0.001	7.5	15	4.5	5±0.5	0.5	7.5±0.5	01 102 K 3B 7 D
	0.0012	8	15	4.5	5±0.5	0.5	4±0.5	01 122 J 3B 7 F
	0.0012	8	15	4.5	5±0.5	0.5	5±0.5	01 122 K 3B 7 S
	0.0012	8.5	15	5	5±0.5	0.5	5±0.5	01 122 K 3B 7 A
	0.0012	8.5	15	5	5±0.5	0.5	5±0.5	01 122 K 3B 7 N
	0.0015	8	15	4	5±0.5	0.5	5±0.5	01 152 K 3B 7 N
	0.0015	8	15	4	5±0.75	0.5	17 Min.	01 152 K 3B 1 N
	0.0015	8	15	4	5±0.5	0.5	5±0.5	01 152 J 3B 7 S
	0.0015	8	15	4	5±0.5	0.5	28±1.0	01 152 K 3B 8 B
	0.0015	8.5	15	4	5±0.5	0.5	5±0.5	01 152 K 3B 7 B
	0.0015	8.5	15	4	5±0.5	0.5	4±0.5	01 152 K 3B 7 C
	0.0015	8.5	15	4	5±0.5	0.5	5±0.5	01 152 J 3B 7 B
	0.0015	8.5	15	4	5±0.5	0.5	3.5±0.5	01 152 J 3B 7 E
	0.0015	8.5	15	4	5±0.5	0.5	5±0.5	01 152 J 3B 7 N
	0.0015	8.5	15	4	5±0.75	0.5	17 Min.	01 152 K 3B 1 B
	0.0015	8.5	15	4	5±0.75	0.5	17 Min.	01 152 J 3B 1 B
	0.0015	8.5	15	4	7.5±0.5	0.5	5±0.5	01 152 K 3B 2 C
	0.0015	8.5	15	4	5±0.5	0.5	14 Min.	01 152 K 3B 3 B
	0.0015	8.5	15	4	5(+0.8/-0.2)	0.5	14 Min.	01 152 K 3B 3 G
	0.0015	8.5	15	4	7.5±0.5	0.5	5±0.5	01 152 J 3B 2 C
	0.0015	8.5	15	4	5±0.5	0.5	17 Min.	01 152 K 3B 6 B
	0.0015	8.5	15	4	5±0.5	0.5	17 Min.	01 152 K 3B 6 G
	0.0015	8.5	15	5	5±0.75	0.5	17 Min.	01 152 J 3B 1 A
	0.0015	8.5	15	5	5±0.75	0.5	17 Min.	01 152 K 3B 1 A
	0.0015	8.5	15	5	5±0.5	0.5	4.5±1.0	01 152 K 3B 7 D
	0.0015	9	12	5.5	5±0.5	0.5	3.3±0.5	01 152 J 3B 7 D
	0.0018	8.5	15	4.5	5±0.5	0.5	17 Min.	01 182 K 3B 6 S
	0.0018	8.5	15	4.5	5±0.5	0.5	5±0.5	01 182 K 3B 7 S
	0.0018	8.5	15	5	5±0.75	0.5	17 Min.	01 182 K 3B 1 A
	0.0018	8.5	15	5	5±0.5	0.5	5±0.5	01 182 K 3B 7 A
	0.0018	8.5	15	5	5±0.5	0.5	5±0.5	01 182 K 3B 7 N
	0.0018	8.5	15	6	5±0.5	0.5	14 Min.	01 182 J 3B 3 F
	0.0018	8.5	15	6	5±0.5	0.5	17 Min.	01 182 J 3B 6 F
	0.0018	8.5	15	6	5±0.5	0.5	4±0.5	01 182 J 3B 7 B
	0.0018	8.5	15	6	5±0.5	0.5	4±0.5	01 182 J 3B 7 F
	0.0018	8.5	15	6	5±0.5	0.5	6.5±0.5	01 182 J 3B 7 G
	0.0022	7.5	15	4.5	5±0.5	0.5	5±0.5	01 222 K 3B 7 T
	0.0022	7.5	15	4.5	5±0.5	0.5	4±0.5	01 222 K 3B 7 U
	0.0022	7.5	15	4.5	5±0.5	0.5	5±0.5	01 222 J 3B 7 S
	0.0022	7.5	15	4.5	5±0.5	0.5	17 Min.	01 222 K 3B 6 S

only better

01 Plain Polyester Film Capacitors

PET • Inductive



0.0022	7.5	15	4.5	5±0.5	0.5	5±0.5	01 222 K 3B 7 S
0.0022	8	15	4.5	5±0.5	0.5	5±0.5	01 222 K 3B 7 N
0.0022	8	15	5	5±0.5	0.5	17 Min.	01 222 K 3B 6 A
0.0022	8.5	14	5	5±0.5	0.5	5±1.0	01 222 J 3B 7 V
0.0022	8.5	15	4.5	5±0.75	0.5	17 Min.	01 222 K 3B 1 N
0.0022	8.5	15	5	5±0.5	0.5	5±0.5	01 222 J 3B 7 O
0.0022	8.5	15	5	5±0.75	0.5	17 Min.	01 222 K 3B 1 B
0.0022	8.5	15	5	6±0.5	0.5	5±0.5	01 222 K 3B 7 H
0.0022	8.5	15	5	6±0.5	0.5	7.5±1.0	01 222 K 3B 7 I
0.0022	8.5	15	5	5±0.5	0.5	14 Min.	01 222 J 3B 3 F
0.0022	8.5	15	5	5±0.5	0.5	5±0.5	01 222 J 3B 7 F
0.0022	8.5	15	5	5±0.75	0.5	17 Min.	01 222 K 3B 1 A
0.0022	8.5	15	5	7.5±0.5	0.5	5±0.5	01 222 K 3B 2 A
0.0022	8.5	15	5	7.8±0.5	0.5	14 Min.	01 222 K 3B 3 A
0.0022	8.5	15	5	6±0.5	0.5	5±0.5	01 222 K 3B 7 D
0.0022	8.5	15	5	5±0.5	0.5	5±0.5	01 222 K 3B 7 B
0.0022	8.5	15	5	5±0.5	0.5	5±0.5	01 222 K 3B 7 C
0.0022	9	15	4.5	5±0.5	0.5	5±0.5	01 222 J 3B 7 A
0.0022	9	15	5	5±0.5	0.5	5±0.5	01 222 K 3B 7 A
0.0022	9	15	5	5±0.75	0.5	17 Min.	01 222 J 3B 1 A
0.0022	9	15	5	5±0.75	0.5	17 Min.	01 222 J 3B 1 B
0.0022	10.5	13	6.5	5±0.5	0.5	4.5±1.0	01 222 K 3B 7 E
0.0027	9	14	5.5	5±0.5	0.5	5±1.0	01 272 J 3B 7 V
0.0027	9	15	5	5±0.5	0.5	5±0.5	01 272 J 3B 7 S
0.0027	9	15	5	5±0.5	0.5	17 Min.	01 272 K 3B 6 S
0.0027	9	15	5	5±0.5	0.5	5±0.5	01 272 K 3B 7 S
0.0027	9	15	5.1	5±0.5	0.5	17 Min.	01 272 K 3B 6 A
0.0027	9	15	5.5	6±0.5	0.5	5±0.5	01 272 K 3B 7 H
0.0027	9	15	5.5	6±0.5	0.5	7.5±1.0	01 272 K 3B 7 I
0.0027	9	15	5.5	5±0.5	0.5	14 Min.	01 272 K 3B 3 A
0.0027	9	15	5.5	5±0.5	0.5	5±0.5	01 272 K 3B 7 A
0.0027	9	15	5.5	5±0.5	0.5	5±0.5	01 272 K 3B 7 N
0.0027	9	15	5.5	5±0.75	0.5	17 Min.	01 272 K 3B 1 A
0.0027	9.5	15	5.5	6±0.5	0.5	5±0.5	01 272 K 3B 7 C
0.0027	9.5	15	6.5	5±0.5	0.5	14 Min.	01 272 J 3B 3 F
0.0027	9.5	15	6.5	5±0.5	0.5	17 Min.	01 272 J 3B 6 F
0.0027	9.5	15	6.5	5±0.5	0.5	4±0.5	01 272 J 3B 7 F
0.0027	10.5	13	6.5	5±0.5	0.5	5±1.0	01 272 K 3B 7 E
0.003	9	17	5	5±0.75	0.5	17 Min.	01 302 J 3B 1 B
0.003	9	17	5	5±0.5	0.5	5±0.5	01 302 J 3B 7 B
0.003	9.5	15	6.5	5±0.5	0.5	4±0.5	01 302 J 3B 7 F
0.003	9.5	15	4.8	5±0.5	0.5	17 Min.	01 302 K 3B 6 S
0.003	9.5	15	4.8	5±0.5	0.5	5±0.5	01 302 K 3B 7 S
0.0033	9	14	6	5±0.5	0.5	5±1.0	01 332 K 3B 7 U
0.0033	9.5	15	5.4	5±0.75	0.5	17 Min.	01 332 K 3B 1 A
0.0033	9.5	15	5.4	5±0.75	0.5	17 Min.	01 332 K 3B 1 V
0.0033	9.5	15	6	5±0.5	0.5	5±0.5	01 332 K 3B 7 N
0.0033	9.5	15	6	5±0.75	0.5	17 Min.	01 332 K 3B 1 N
0.0033	9.5	15	6	5±0.5	0.5	5±0.5	01 332 K 3B 7 A
0.0033	9.5	15	6	5±0.75	0.5	17 Min.	01 332 K 3B 1 B
0.0033	9.5	15	4.8	6±0.5	0.5	5±0.5	01 332 K 3B 7 H
0.0033	9.5	15	4.8	5±0.5	0.5	17 Min.	01 332 K 3B 6 S
0.0033	9.5	15	4.8	5±0.5	0.5	5±0.5	01 332 K 3B 7 S
0.0033	9.5	15	4.8	5±0.5	0.5	14 Min.	01 332 K 3B 3 S
0.0033	10	15	6.5	5±0.5	0.5	17 Min.	01 332 J 3B 6 F
0.0033	10	15	6.5	5±0.5	0.5	4±0.5	01 332 J 3B 7 F
0.0033	10	16	6.5	5±0.75	0.5	17 Min.	01 332 K 3B 1 Z
0.0033	10.5	13	7	5±0.5	0.5	5±1.0	01 332 K 3B 7 E
0.0036	9.5	15	6.5	5±0.75	0.5	17 Min.	01 362 K 3B 1 A
0.0036	9.5	15	6.5	5±0.5	0.5	5±1.0	01 362 K 3B 7 A
0.0036	9.5	15	6.5	5±0.75	0.5	17 Min.	01 362 J 3B 1 A
0.0039	8.5	15	6	5±0.5	0.5	5±0.5	01 392 K 3B 7 S
0.0039	9	15	4.6	5±0.5	0.5	5±0.5	01 392 K 3B 7 D
0.0039	9	15	4.6	5±0.5	0.5	3.5±0.5	01 392 K 3B 7 H
0.0039	9	15	4.6	5±0.5	0.5	17 Min.	01 392 K 3B 6 D
0.0039	9	15	6	5±0.75	0.5	17 Min.	01 392 K 3B 1 D
0.0039	9	15	6	5±0.5	0.5	14 Min.	01 392 K 3B 3 D
0.0039	9.5	15	5.5	5±0.75	0.5	17 Min.	01 392 K 3B 1 A
0.0039	9.5	15	5.5	5±0.5	0.5	5±0.5	01 392 K 3B 2 A

only better

01 Plain Polyester Film Capacitors

PET • Inductive



	0.0039	9.5	15	5.5	5±0.5	0.5	5±0.5	01 392 K 3B 7 A
	0.0039	9.5	15	5.5	5±0.5	0.5	7.5±0.5	01 392 K 3B 7 G
	0.0039	9.5	15	5.5	5±0.5	0.5	5±0.5	01 392 K 3B 7 N
	0.0039	9.5	15	6	5±0.75	0.5	17 Min.	01 392 K 3B 1 E
	0.0039	10	15	6	5±0.75	0.5	17 Min.	01 392 K 3B 1 C
	0.0039	10	15	6.5	5±0.5	0.5	5±0.5	01 392 K 3B 7 B
	0.0039	10.5	15	6.5	5±0.5	0.5	5±0.5	01 392 J 3B 7 A
	0.0039	10.5	15	6.5	5±0.5	0.5	4±0.5	01 392 J 3B 7 F
	0.0039	10.5	15	6.5	5±0.5	0.5	4±0.5	01 392 J 3B 7 I
	0.0042	11	15	7	5±0.75	0.5	17 Min.	01 422 K 3B 1 A
	0.0043	11	15	7	5±0.75	0.5	17 Min.	01 432 J 3B 1 A
	0.0047	10	15	5	5±0.5	0.5	5±0.5	01 472 K 3B 7 S
	0.0047	11	15	7	5±0.5	0.5	5±0.5	01 472 K 3B 7 B
	0.0047	11	15	7	5±0.75	0.5	17 Min.	01 472 J 3B 1 A
	0.0047	11	15	7	5±0.75	0.5	17 Min.	01 472 K 3B 1 A
	0.0047	11	15	7	5±0.5	0.5	5±0.5	01 472 K 3B 7 A
	0.0047	11	15	7	5±0.5	0.5	5±0.5	01 472 K 3B 7 N
	0.0047	11	15	7	5±0.75	0.5	17 Min.	01 472 K 3B 1 B
	0.0056	11	15	7	7.5±0.75	0.5	17 Min.	01 562 J 3B 1 A
	0.0056	11	15	7	7.5±0.75	0.5	17 Min.	01 562 K 3B 1 A
	0.0056	11	15	7	7.5±0.5	0.5	8±0.5	01 562 K 3B 7 C
	0.0062	12	16	7.5	7.5±0.75	0.5	17 Min.	01 622 K 3B 1 A
	0.0068	12	16	7.5	5±0.5	0.5	14 Min.	01 682 J 3B 3 A
	0.0068	12	16	7.5	5±0.5	0.5	14 Min.	01 682 K 3B 3 A
	0.0068	12	16	7.5	7.5±0.75	0.5	17 Min.	01 682 K 3B 1 A
	0.0068	12	16	7.5	7.5±0.5	0.5	5±0.5	01 682 K 3B 7 A
	0.0075	12.5	15	8	7.5±0.5	0.5	5±0.5	01 752 K 3B 7 A
	0.0082	12.5	15	8.5	7.5±0.75	0.5	17 Min.	01 822 K 3B 1 A
	0.01	14	15	8.5	10±0.75	0.5	17 Min.	01 103 K 3B 1 B
	0.01	14	15	9.5	7.5±0.75	0.5	17 Min.	01 103 K 3B 1 A
1600Vdc/250Vac	0.001	8	17	5	5±0.75	0.5	17 Min.	01 102 J 3C 1 A
	0.001	8.5	14	4.5	5±0.5	0.5	4±0.5	01 102 J 3C 7 S
	0.0012	8.5	17	5	5±0.5	0.5	5±0.5	01 122 K 3C 7 A
	0.0015	8.5	17	5.5	5±0.5	0.5	5±0.5	01 152 J 3C 7 A
	0.0015	8.5	17	5.5	5±0.75	0.5	17 Min.	01 152 K 3C 1 A
	0.0015	8.5	17	5.5	5±0.5	0.5	5±0.5	01 152 K 3C 7 A
	0.0018	9	17	6	5±0.5	0.5	5±0.5	01 182 K 3C 7 A
	0.0018	9	17	6	5±0.5	0.5	5±0.5	01 182 K 3C 7 N
	0.0022	9	16	5	5±0.5	0.5	5±0.5	01 222 J 3C 7 A
	0.0022	9	16	5	5±0.5	0.5	5±0.5	01 222 K 3C 7 A
	0.0022	10	17	6	5±0.75	0.5	17 Min.	01 222 K 3C 1 A
	0.0022	10	17	6	5±0.5	0.5	5±0.5	01 222 K 3C 7 N
	0.0027	9.5	17	6.5	15±0.5	0.5	5±0.5	01 272 J 3C 2 D
	0.0027	9.5	17	6.5	15±0.5	0.5	14 Min.	01 272 J 3C 5 D
	0.0027	9.5	18	6	5±0.75	0.5	17 Min.	01 272 K 3C 1 A
	0.0027	9.5	18	6	5±0.5	0.5	5±0.5	01 272 K 3C 7 A
	0.0027	9.5	18	6.5	5±0.5	0.5	5±0.5	01 272 K 3C 7 N
	0.0033	9.5	17	6.5	15±0.5	0.5	5±0.5	01 332 J 3C 2 D
	0.0033	9.5	17	6.5	15±0.5	0.5	14 Min.	01 332 J 3C 5 D
	0.0033	9.5	17	6.5	5±0.75	0.5	17 Min.	01 332 K 3C 1 A
	0.0033	9.5	18	6	5±0.5	0.5	5±0.5	01 332 K 3C 7 A
	0.0039	10	18	6.5	5±0.5	0.5	5±1.0	01 392 J 3C 7 A
	0.0039	10	18	6.5	5±0.75	0.5	17 Min.	01 392 K 3C 1 A
	0.0039	10	18	6.5	5±0.75	0.5	17 Min.	01 392 K 3C 1 N
	0.0039	10	18	6.5	5±0.5	0.5	4.5±0.5	01 392 K 3C 7 A

only better

© Deki Electronics Ltd

B-19 & 20. Sector-58. Noida-201301. India • +91-120 2585458/57 • www.dekielectronics.com

Specific Data

Description	Value	
Maximum tangent of loss angle(Tan δ)	0.008 at 1 kHz	
Voltage proof test between leads and case	2 times of rated voltage+1500VAC with a minimum 2000 VAC for 1 min.	
Insulation Resistance (R_{IS}) (or) time constant $T= C_R \times R_{IS}$ at 25° C, relative humidity $\leq 70\%$	$C_R \leq 0.33 \mu F$ $\geq 30000 M\Omega$	$C_R > 0.33 \mu F$ $\geq 10000 s$

Endurance Test

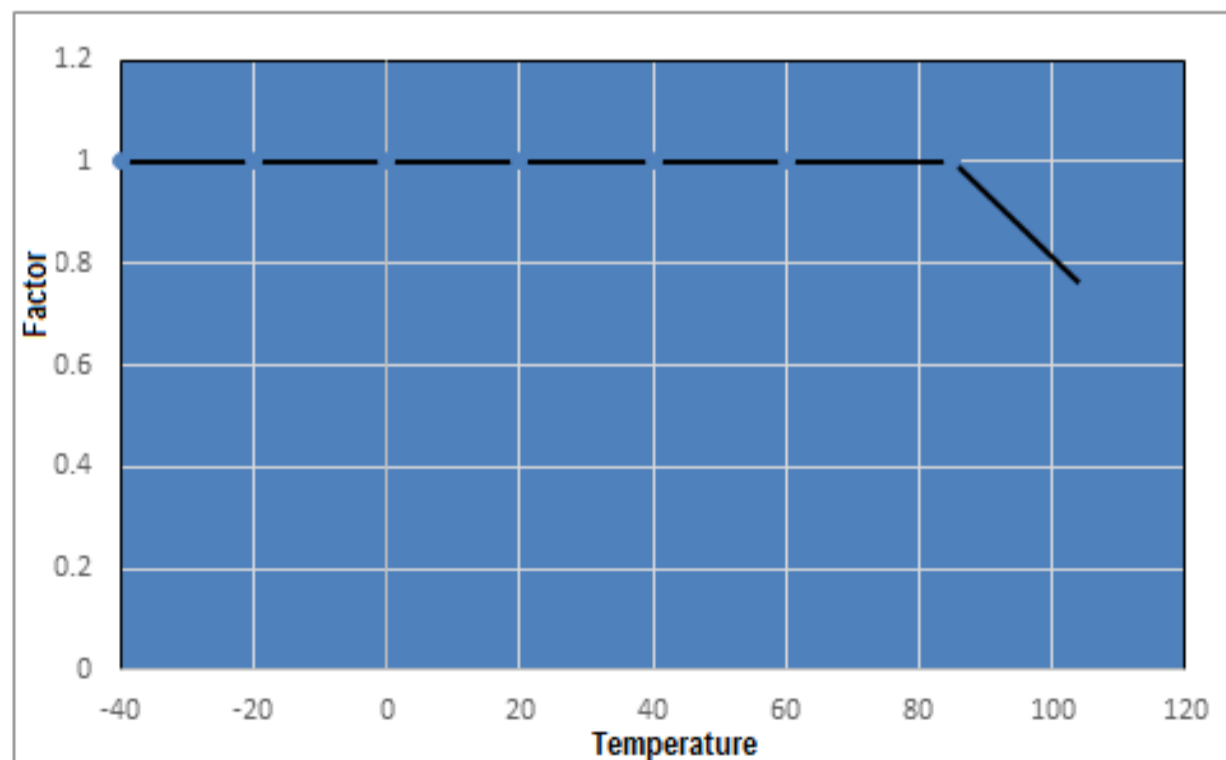
Loaded at 1.5 times of rated voltage at 85°C or 1.25 times of the category voltage at 105°C for 1000 hours.
 Category voltage is 75% of the rated voltage.

After The Test

- $\Delta C/C$: $\leq 5\%$ of initial value.
- Tan δ : ≤ 0.01 or 1.2 times value measured before the test, whichever is greater.
- Insulation resistance : $\geq 50\%$ of the value mentioned in specific data.

Temperature Derating Graph

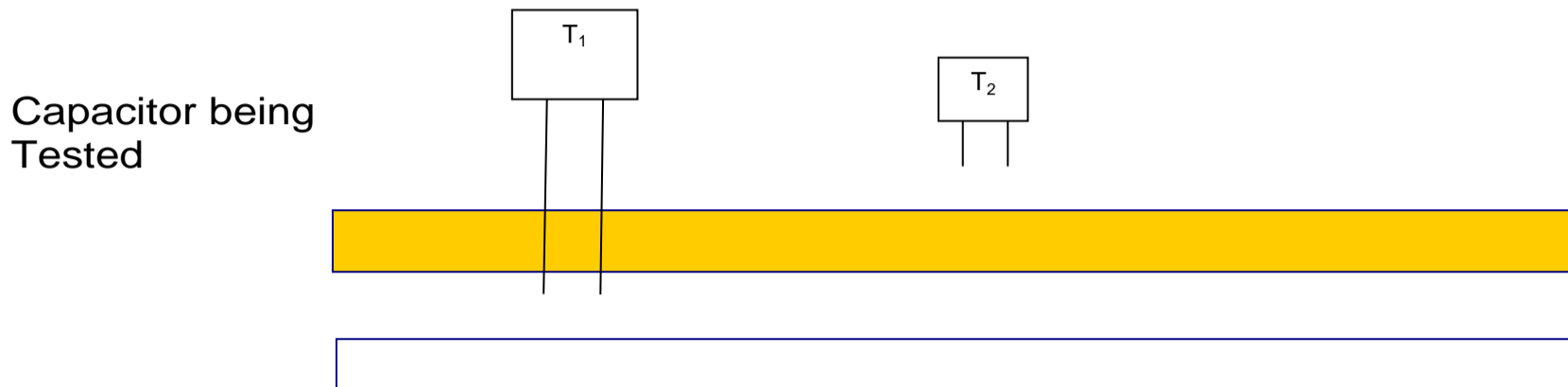
For temperature between +85°C and 105°C a decreasing factor of 1.25% per °C on the rated voltage V_R has to be applied.



Power Dissipation and Maximum Component Temperature Rise

After applying the A.C voltage to the capacitor with certain frequency, we can measure the hot spot temperature of the capacitor. From that we can calculate ΔT .

ΔT = hot spot temperature – ambient temperature



T1 is the capacitor under test (Connected in the circuit)

T2 is capacitor which has no connection

Distance between T1 and T2 should be about 50mm and 100mm from other components. To avoid radiation or convection, the capacitor should be tested in a wind-free box. The capacitor under test is separated by polystyrene.

$$\Delta T_{\max} = T_1 - T_2$$

at one frequency level the ΔT_{\max} reach 10°C . That is the frequency which we have to start frequency derating.

Storage Conditions

Avoid storing the capacitors in places where the environmental conditions differ from the following:

Storage time: ≤ 24 months from the date marked on the label glued to the package.

- Temperature: -40 to 80°C
- Humidity:

- Average per year: $\leq 70\%$
- For 30 full days randomly distributed throughout the year: $\leq 85\%$
- Dew: absent

After a longer period of storage or use, the tolerance can increase; but, according to standard specification, it may never exceed twice the value measured at the time of delivery.

Disclaimer

All our capacitors are designed, manufactured and tested to specifications. We strictly adhere to standards in procurement of materials, in the laid down manufacturing processes and consistently apply stringent process controls and testing parameters. This ensures that our capacitors always perform to the offered specifications. Appropriateness of use in a specific circuit and fitness to a particular application however needs to be verified and its reliability through expected lifetime is required to be validated by the customer. Deki's responsibility is limited to ensuring that the capacitor performs as claimed in the specification/ data sheets provided by Deki. Deki specifically disclaims any implied warranties of fitness for any particular purpose. Liability, in any case is limited to the price paid for the capacitors.