

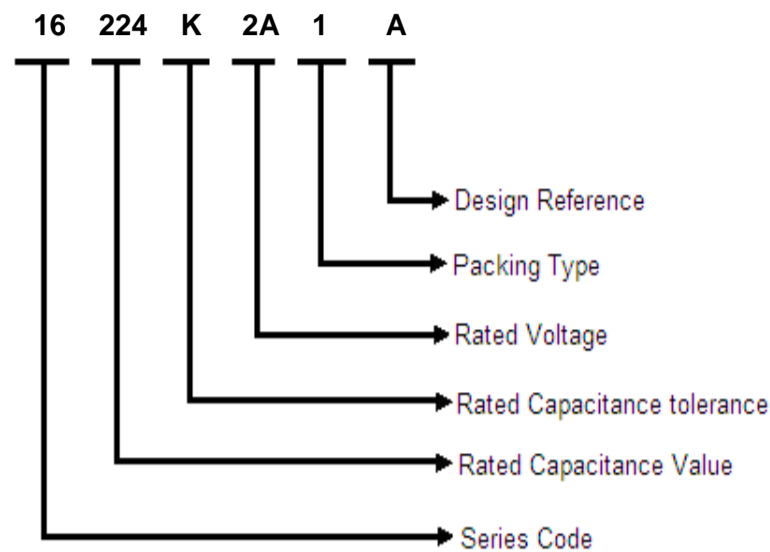
Film Capacitors

Series/Type: Metallized Polyester Film Capacitors
MPET Box Type (Sub Miniature)

Series code: 16

16 Metallized Polyester Film Capacitors MPET Box Type (Sub Miniature)

Part Number Description



Rated Capacitance

Three-digit (224) indicate rated capacitance in Pico Farad (First two digits indicate value & third digit indicates number of zeroes to be suffixed to first two digits).

For example:

103	= 10 ×	10 ³	=	10000 pF	=	10 nF	=	0.01 μF
104	= 10 ×	10 ⁴	=	100000 pF	=	100 nF	=	0.1 μF
105	= 10 ×	10 ⁵	=	1000000 pF	=	1000 nF	=	1 μF
106	= 10 ×	10 ⁶	=	10000000 pF	=	10000 nF	=	10 μF

Capacitance Tolerance

F = ±1%, G = ±2%, H = ±2.5%, I = ±3.5%, J = ±5%, K = ±10%, L = ±15%, M = ±20%, N=±40%

Rated Voltage

One digit and one letter (2A) or two digits (05) indicate rated voltage.

Rated Voltage Codification

For DC Rated Voltage													
A		B		C		D		E		F		G	
1A	10	1B	12.5	1C	16	1D	20	1E	25	1F	30	1G	40
2A	100	2B	125	2C	160	2D	200	2E	250	2F	300	2G	400
3A	1000	3B	1250	3C	1600	3D	2000	3E	2500	3F	3000	3G	4000
H		I		J		K		L		M		N	
1H	50	1I	45	1J	63	1K	70	1L	80	1M	85	1N	90
2H	500	2I	450	2J	630	2K	700	2L	800	2M	850	2N	900
3H	5000	3I	4500	3J	6300	3K	7000	3L	8000	3M	8500	3N	9000
O		P		Q		R		S		T		U	
1O	110	1P	120	1Q	57.5	1R	15	1S	17	1T	70	1U	130
2O	1100	2P	1200	2Q	575	2R	150	2S	170	2T	700	2U	1300
3O	11000	3P	12000	3Q	5750	3R	1500	3S	1700	3T	7000	3U	13000

For AC Rated Voltage													
01	02	03	04	05	06	07	08	09	10	11	12	13	14
190 VAC	250 VAC	275 VAC	305 VAC	310 VAC	440 VAC	500 VAC	600 VAC	700 VAC	63 VAC	230 VAC	330 VAC	400 VAC	450 VAC


only better

16 Metallized Polyester Film Capacitors MPET Box Type (Sub Miniature)

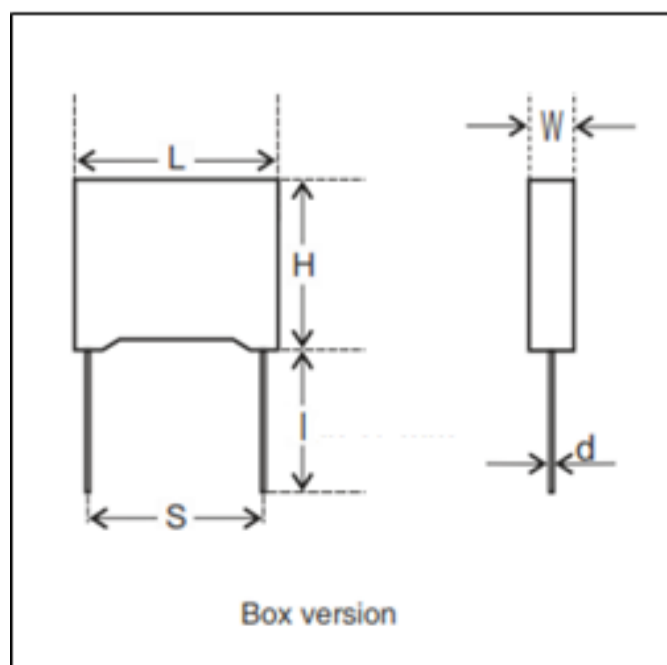
*Packing Type details:

- 1: Bulk packing (original pitch)
- 2: Bulk packing (after forming & cutting)
- 3: Ammo packing (after forming & taping)
- 4: Bulk packing (after forming in original pitch without cut)
- 5: Bulk packing (after formed & without cut)
- 6: Ammo packing (Straight lead)
- 7: Bulk packing (Straight lead cut)
- 8: Reel packing (Straight lead)

Reference Data

Capacitance	0.001 μ F to 1 μ F
Capacitance tolerance	\pm 2% to \pm 20%
Rated DC Voltage	63Vdc to 630Vdc
Permissible AC Voltage at 50/60 Hz	40Vac to 250Vac
Climatic testing class according to IEC 60068-1	40/105/56
Maximum application temperature	105°C
Rated temperature	85°C
Reference standards	IEC 60384-2
Dielectric	Polyester
Electrodes	Metallized
Construction	Mono
Encapsulation	Incased in flame retardant box filled with resin
Leads	Tinned wire
Marking on capacitor body	Rated capacitance, rated tolerance and rated voltage code will be available on each and every capacitor (Example-D104K63)
Compatibility to RoHS	

Dimensions Description



16 Metallized Polyester Film Capacitors MPET Box Type (Sub Miniature)



Rated Voltage	Rated Capacitance (μF)	Dimensions (mm)					l	dV/dt (V/μs)	Item Code
		L (±0.5)	H (±0.5)	W (±0.5)	S (±0.5)	d (±0.05)			
63Vdc/ 40Vac	0.001	7.2	7.5	3.5	5	0.5	17 Min.	50	16 102 K 1J 1 B
	0.001	7.2	6.5	2.5	5	0.5	17 Min.	50	16 102 M 1J 6 A
	0.0015	7.2	7.5	3.5	5	0.5	17 Min.	50	16 152 K 1J 1 A
	0.0022	7.2	6.5	2.5	5	0.5	17 Min.	50	16 222 K 1J 1 A
	0.0033	7.2	6.5	2.5	5	0.5	17 Min.	50	16 332 K 1J 1 A
	0.0047	7.2	6.5	2.5	5	0.5	17 Min.	50	16 472 K 1J 1 A
	0.0047	7.2	6.5	2.5	5	0.5	17 Min.	50	16 472 K 1J 6 E
	0.0047	7.2	6.5	2.5	5	0.5	17 Min.	50	16 472 M 1J 1 A
	0.0056	7.2	6.5	2.5	5	0.5	17 Min.	50	16 562 K 1J 6 A
	0.01	7.2	6.5	2.5	5	0.5	17 Min.	50	16 103 J 1J 1 A
	0.01	7.2	6.5	2.5	5	0.5	17 Min.	50	16 103 K 1J 1 A
	0.01	7.2	6.5	2.5	5	0.5	17 Min.	50	16 103 K 1J 1 E
	0.01	7.2	6.5	2.5	5	0.5	17 Min.	50	16 103 K 1J 6 A
	0.01	7.2	6.5	2.5	5	0.5	17 Min.	50	16 103 K 1J 6 E
	0.015	7.2	6.5	2.5	5	0.5	17 Min.	50	16 153 J 1J 1 A
	0.015	7.2	6.5	2.5	5	0.5	17 Min.	50	16 153 K 1J 1 A
	0.015	7.2	6.5	2.5	5	0.5	17 Min.	50	16 153 K 1J 6 A
	0.022	7.2	6.5	2.5	5	0.5	17 Min.	50	16 223 G 1J 1 A
	0.022	7.2	6.5	2.5	5	0.5	17 Min.	50	16 223 J 1J 1 A
	0.022	7.2	6.5	2.5	5	0.5	17 Min.	50	16 223 J 1J 1 B
	0.022	7.2	6.5	2.5	5	0.5	17 Min.	50	16 223 J 1J 1 Z
	0.022	7.2	6.5	2.5	5	0.5	17 Min.	50	16 223 J 1J 6 A
	0.022	7.2	6.5	2.5	5	0.5	17 Min.	50	16 223 K 1J 1 A
	0.022	7.2	6.5	2.5	5	0.5	17 Min.	50	16 223 K 1J 1 E
	0.022	7.2	6.5	2.5	5	0.5	17 Min.	50	16 223 K 1J 6 A
	0.022	7.2	6.5	2.5	5	0.5	17 Min.	50	16 223 K 1J 6 E
	0.033	7.2	7.5	3.5	5	0.5	17 Min.	50	16 333 J 1J 1 A
	0.033	7.2	7.5	3.5	5	0.5	5±0.5	50	16 333 J 1J 7 A
	0.033	7.2	7.5	3.5	5	0.5	5±0.5	50	16 333 J 1J 7 L
	0.033	7.2	7.5	3.5	5	0.5	17 Min.	50	16 333 K 1J 1 A
	0.047	7.2	6.5	2.5	5	0.5	17 Min.	50	16 473 J 1J 1 A
	0.047	7.2	6.5	2.5	5	0.5	17 Min.	50	16 473 K 1J 1 A
	0.047	7.2	6.5	2.5	5	0.5	17 Min.	50	16 473 K 1J 1 E
	0.047	7.2	6.5	2.5	5	0.5	17 Min.	50	16 473 K 1J 6 A
	0.047	7.2	6.5	2.5	5	0.5	17 Min.	50	16 473 K 1J 6 D
	0.056	7.2	6.5	2.5	5	0.5	17 Min.	50	16 563 J 1J 1 A
	0.068	7.2	6.5	2.5	5	0.5	17 Min.	50	16 683 J 1J 1 A
	0.068	7.2	6.5	2.5	5	0.5	17 Min.	50	16 683 K 1J 1 A
	0.068	7.2	6.5	2.5	5	0.5	17 Min.	50	16 683 K 1J 1 B
	0.1	7.2	6.5	2.5	5	0.5	17 Min.	50	16 104 J 1J 1 A
	0.1	7.2	6.5	2.5	5	0.5	17 Min.	50	16 104 J 1J 6 A
	0.1	7.2	6.5	2.5	5	0.5	17 Min.	50	16 104 K 1J 1 A
	0.1	7.2	6.5	2.5	5	0.5	17 Min.	50	16 104 K 1J 1 B
	0.1	7.2	6.5	2.5	5	0.5	17 Min.	50	16 104 K 1J 1 E
	0.1	7.2	6.5	2.5	5	0.5	17 Min.	50	16 104 K 1J 1 Y
	0.1	7.2	6.5	2.5	5	0.5	17 Min.	50	16 104 K 1J 1 Z
	0.1	7.2	6.5	2.5	5	0.5	17 Min.	50	16 104 K 1J 6 A
	0.1	7.2	6.5	2.5	5	0.5	17 Min.	50	16 104 K 1J 6 E
	0.1	7.2	6.5	2.5	5	0.5	17 Min.	50	16 104 K 1J 6 Y
	0.1	7.2	6.5	2.5	5	0.5	5±0.5	50	16 104 K 1J 7 B
0.15	7.2	6.5	2.5	5	0.5	17 Min.	50	16 154 J 1J 6 A	
0.15	7.2	7.5	3.5	5	0.5	17 Min.	50	16 154 J 1J 6 C	
0.15	7.2	6.5	2.5	5	0.5	17 Min.	50	16 154 J 1J 6 Z	
0.15	7.2	6.5	2.5	5	0.5	17 Min.	50	16 154 J 1J 1 A	
0.15	7.2	6.5	2.5	5	0.5	17 Min.	50	16 154 K 1J 1 A	
0.15	7.2	6.5	2.5	5	0.5	17 Min.	50	16 154 K 1J 6 A	
0.15	7.2	7.5	3.5	5	0.5	17 Min.	50	16 154 K 1J 6 C	
0.22	7.2	7.5	3.5	5	0.5	17 Min.	50	16 224 J 1J 1 A	
0.22	7.2	7.5	3.5	5	0.5	17 Min.	50	16 224 J 1J 1 L	
0.22	7.2	7.5	3.5	5	0.5	17 Min.	50	16 224 J 1J 6 A	
0.22	7.2	6.5	2.5	5	0.5	17 Min.	50	16 224 J 1J 1 D	

only better

16 Metallized Polyester Film Capacitors MPET Box Type (Sub Miniature)



	0.22	7.2	6.5	2.5	5	0.5	17 Min.	50	16 224 J 1J 6 D
	0.22	7.2	6.5	2.5	5	0.5	17 Min.	50	16 224 K 1J 1 D
	0.22	7.2	7.5	3.5	5	0.5	17 Min.	50	16 224 J 1J 6 Z
	0.22	7.2	7.5	3.5	5	0.5	17 Min.	50	16 224 K 1J 1 A
	0.22	7.2	7.5	3.5	5	0.5	17 Min.	50	16 224 K 1J 1 E
	0.22	7.2	7.5	3.5	5	0.5	17 Min.	50	16 224 K 1J 1 Y
	0.22	7.2	7.5	3.5	5	0.5	17 Min.	50	16 224 K 1J 1 Z
	0.22	7.2	7.5	3.5	5	0.5	17 Min.	50	16 224 K 1J 6 A
	0.22	7.2	7.5	3.5	5	0.5	17 Min.	50	16 224 K 1J 6 E
	0.22	7.2	7.5	3.5	5	0.5	17 Min.	50	16 224 K 1J 6 Y
	0.33	7.2	9.5	4.5	5	0.5	17 Min.	50	16 334 J 1J 1 A
	0.33	7.2	9.5	4.5	5	0.5	17 Min.	50	16 334 J 1J 6 A
	0.33	7.2	9.5	4.5	5	0.5	17 Min.	50	16 334 K 1J 1 A
	0.33	7.2	9.5	4.5	5	0.5	17 Min.	50	16 334 K 1J 6 A
	0.33	7.2	9.5	4.5	5	0.5	17 Min.	50	16 334 K 1J 6 Z
	0.47	7.2	7.5	3.5	5	0.5	5±0.5	50	16 474 G 1J 7 Z
	0.47	7.2	10	5	5	0.5	17 Min.	50	16 474 J 1J 1 A
	0.47	7.2	9.5	4.5	5	0.5	17 Min.	50	16 474 J 1J 1 C
	0.47	7.2	10	5	5	0.5	17 Min.	50	16 474 J 1J 6 A
	0.47	7.2	9.5	4.5	5	0.5	17 Min.	50	16 474 J 1J 6 C
	0.47	7.2	7.5	3.5	5	0.5	17 Min.	50	16 474 K 1J 1 D
	0.47	7.2	7.5	3.5	5	0.5	17 Min.	50	16 474 K 1J 6 D
	0.47	7.2	7.5	3.5	5	0.5	17 Min.	50	16 474 J 1J 1 D
	0.47	7.2	7.5	3.5	5	0.5	17 Min.	50	16 474 J 1J 6 D
	0.47	7.2	10	5	5	0.5	17 Min.	50	16 474 K 1J 1 A
	0.47	7.2	9.5	4.5	5	0.5	17 Min.	50	16 474 K 1J 1 C
	0.47	7.2	10	5	5	0.5	17 Min.	50	16 474 K 1J 1 E
	0.47	7.2	10	5	5	0.5	17 Min.	50	16 474 K 1J 6 A
	0.47	7.2	9.5	4.5	5	0.5	17 Min.	50	16 474 K 1J 6 C
	0.47	7.2	10	5	5	0.5	17 Min.	50	16 474 K 1J 6 E
	0.68	7.2	9.5	4.5	5	0.5	17 Min.	50	16 684 J 1J 1 A
	0.68	7.2	9.5	4.5	5	0.5	17 Min.	50	16 684 K 1J 1 A
	0.68	7.2	9.5	4.5	5	0.5	17 Min.	50	16 684 K 1J 6 A
	1	7.2	11	6	5	0.5	17 Min.	50	16 105 J 1J 1 A
	1	7.2	11	6	5	0.5	17 Min.	50	16 105 J 1J 6 A
	1	7.2	10	5	5	0.5	17 Min.	50	16 105 J 1J 1 C
	1	7.2	10	5	5	0.5	17 Min.	50	16 105 J 1J 6 C
	1	7.2	10	5	5	0.5	17 Min.	50	16 105 K 1J 1 C
	1	7.2	11	6	5	0.5	17 Min.	50	16 105 J 1J 6 Z
	1	7.2	11	6	5	0.5	17 Min.	50	16 105 K 1J 1 A
	1	7.2	11	6	5	0.5	17 Min.	50	16 105 K 1J 1 E
	1	7.2	11	6	5	0.5	17 Min.	50	16 105 K 1J 6 A
	1	7.2	11	6	5	0.5	17 Min.	50	16 105 K 1J 6 E
100Vdc/63Vac	0.001	7.2	6.5	2.5	5	0.5	17 Min.	60	16 102 J 2A 6 A
	0.001	7.2	6.5	2.5	5	0.5	17 Min.	60	16 102 K 2A 1 A
	0.001	7.2	7.5	3.5	5	0.5	17 Min.	60	16 102 K 2A 1 B
	0.001	7.2	6.5	2.5	5	0.5	17 Min.	60	16 102 K 2A 1 Y
	0.001	7.2	6.5	2.5	5	0.5	17 Min.	60	16 102 K 2A 6 A
	0.001	7.2	7.5	3.5	5	0.5	17 Min.	60	16 102 K 2A 6 B
	0.0015	7.2	7.5	3.5	5	0.5	17 Min.	60	16 152 J 2A 1 A
	0.0015	7.2	7.5	3.5	5	0.5	17 Min.	60	16 152 K 2A 1 A
	0.0022	7.2	7.5	3.5	5	0.5	17 Min.	60	16 222 J 2A 6 B
	0.0022	7.2	7.5	3.5	5	0.5	17 Min.	60	16 222 J 2A 1 A
	0.0022	7.2	7.5	3.5	5	0.5	17 Min.	60	16 222 K 2A 6 A
	0.0022	7.2	7.5	3.5	5	0.5	17 Min.	60	16 222 K 2A 6 B
	0.0033	7.2	6.5	2.5	5	0.5	17 Min.	60	16 332 J 2A 1 A
	0.0033	7.2	6.5	2.5	5	0.5	17 Min.	60	16 332 J 2A 6 A
	0.0033	7.2	6.5	2.5	5	0.5	17 Min.	60	16 332 K 2A 1 A
	0.0033	7.2	6.5	2.5	5	0.5	17 Min.	60	16 332 K 2A 6 A
	0.0039	7.2	6.5	2.5	5	0.5	17 Min.	60	16 392 K 2A 6 Y
	0.0047	7.2	6.5	2.5	5	0.5	17 Min.	60	16 472 J 2A 1 A
	0.0047	7.2	6.5	2.5	5	0.5	17 Min.	60	16 472 J 2A 1 Y
	0.0047	7.2	6.5	2.5	5	0.5	17 Min.	60	16 472 J 2A 6 A
	0.0047	7.2	7.5	3.5	5	0.5	17 Min.	60	16 472 J 2A 6 B
	0.0047	7.2	6.5	2.5	5	0.5	17 Min.	60	16 472 J 2A 6 Y
	0.0047	7.2	6.5	2.5	5	0.5	17 Min.	60	16 472 K 2A 1 A
	0.0047	7.2	6.5	2.5	5	0.5	17 Min.	60	16 472 K 2A 1 Z
	0.0047	7.2	6.5	2.5	5	0.5	17 Min.	60	16 472 K 2A 6 A

only better

16 Metallized Polyester Film Capacitors MPET Box Type (Sub Miniature)



0.0047	7.2	6.5	2.5	5	0.5	17 Min.	60	16 472 K 2A 6 E
0.0056	7.2	6.5	2.5	5	0.5	17 Min.	60	16 562 J 2A 1 A
0.0056	7.2	6.5	2.5	5	0.5	17 Min.	60	16 562 K 2A 6 A
0.0056	7.2	6.5	2.5	5	0.5	17 Min.	60	16 562 K 2A 6 Y
0.0068	7.2	6.5	2.5	5	0.5	17 Min.	60	16 682 K 2A 6 A
0.01	7.2	6.5	2.5	5	0.5	17 Min.	60	16 103 J 2A 1 A
0.01	7.2	6.5	2.5	5	0.5	17 Min.	60	16 103 J 2A 6 A
0.01	7.2	6.5	2.5	5	0.5	17 Min.	60	16 103 K 2A 1 A
0.01	7.2	6.5	2.5	5	0.5	17 Min.	60	16 103 K 2A 1 E
0.01	7.2	6.5	2.5	5	0.5	17 Min.	60	16 103 K 2A 6 A
0.015	7.2	6.5	2.5	5	0.5	17 Min.	60	16 153 J 2A 1 A
0.015	7.2	6.5	2.5	5	0.5	17 Min.	60	16 153 J 2A 6 A
0.022	7.2	6.5	2.5	5	0.5	17 Min.	60	16 223 J 2A 1 A
0.022	7.2	6.5	2.5	5	0.5	17 Min.	60	16 223 J 2A 1 B
0.022	7.2	6.5	2.5	5	0.5	17 Min.	60	16 223 J 2A 6 A
0.022	7.2	6.5	2.5	5	0.5	17 Min.	60	16 223 J 2A 6 B
0.022	7.2	6.5	2.5	5	0.5	17 Min.	60	16 223 K 2A 1 B
0.022	7.2	6.5	2.5	5	0.5	17 Min.	60	16 223 K 2A 6 A
0.022	7.2	6.5	2.5	5	0.5	17 Min.	60	16 223 K 2A 6 B
0.027	7.2	7.5	3.5	5	0.5	17 Min.	60	16 273 J 2A 1 A
0.027	7.2	7.5	3.5	5	0.5	17 Min.	60	16 273 J 2A 6 A
0.033	7.2	7.5	3.5	5	0.5	17 Min.	60	16 333 J 2A 1 A
0.033	7.2	7.5	3.5	5	0.5	17 Min.	60	16 333 J 2A 1 Z
0.033	7.2	7.5	3.5	5	0.5	17 Min.	60	16 333 J 2A 6 A
0.033	7.2	7.5	3.5	5	0.5	5±0.5	60	16 333 J 2A 7 A
0.033	7.2	7.5	3.5	5	0.5	17 Min.	60	16 333 K 2A 1 A
0.033	7.2	7.5	3.5	5	0.5	17 Min.	60	16 333 K 2A 6 A
0.047	7.2	6.5	2.5	5	0.5	17 Min.	60	16 473 J 2A 1 A
0.047	7.2	6.5	2.5	5	0.5	17 Min.	60	16 473 J 2A 6 A
0.047	7.2	6.5	2.5	5	0.5	17 Min.	60	16 473 J 2A 6 Z
0.047	7.2	6.5	2.5	5	0.5	5±0.5	60	16 473 J 2A 7 Y
0.047	7.2	6.5	2.5	5	0.5	17 Min.	60	16 473 K 2A 1 A
0.047	7.2	6.5	2.5	5	0.5	17 Min.	60	16 473 K 2A 1 E
0.047	7.2	6.5	2.5	5	0.5	17 Min.	60	16 473 K 2A 1 Y
0.047	7.2	6.5	2.5	5	0.5	17 Min.	60	16 473 K 2A 6 A
0.047	7.2	6.5	2.5	5	0.5	17 Min.	60	16 473 K 2A 6 D
0.056	7.2	6.5	2.5	5	0.5	17 Min.	60	16 563 J 2A 1 A
0.056	7.2	6.5	2.5	5	0.5	17 Min.	60	16 563 K 2A 1 A
0.068	7.2	6.5	2.5	5	0.5	17 Min.	60	16 683 J 2A 1 B
0.068	7.2	6.5	2.5	5	0.5	17 Min.	60	16 683 K 2A 1 Y
0.082	7.2	7.5	3.5	5	0.5	17 Min.	60	16 823 J 2A 1 A
0.082	7.2	6.5	2.5	5	0.5	5±0.5	60	16 823 J 2A 7 Y
0.082	7.2	7.5	3.5	5	0.5	17 Min.	60	16 823 K 2A 1 A
0.082	7.2	7.5	3.5	5	0.5	17 Min.	60	16 823 K 2A 6 A
0.1	7.2	7.5	3.5	5	0.5	17 Min.	60	16 104 J 2A 1 A
0.1	7.2	7.5	3.5	5	0.5	17 Min.	60	16 104 J 2A 6 A
0.1	7.2	7.5	3.5	5	0.5	17 Min.	60	16 104 J 2A 6 Z
0.1	7.2	7.5	3.5	5	0.5	17 Min.	60	16 104 K 2A 1 A
0.1	7.2	7.5	3.5	5	0.5	17 Min.	60	16 104 K 2A 1 C
0.1	7.2	7.5	3.5	5	0.5	17 Min.	60	16 104 K 2A 1 E
0.1	7.2	7.5	3.5	5	0.5	17 Min.	60	16 104 K 2A 6 A
0.1	7.2	7.5	3.5	5	0.5	17 Min.	60	16 104 K 2A 6 C
0.1	7.2	7.5	3.5	5	0.5	17 Min.	60	16 104 K 2A 6 Z
0.1	7.2	7.5	3.5	5	0.5	5±0.5	60	16 104 K 2A 7 B
0.1	7.2	7.5	3.5	5	0.5	5±0.5	60	16 104 K 2A 7 Z
0.15	7.2	9.5	4.5	5	0.5	17 Min.	60	16 154 J 2A 1 A
0.15	7.2	9.5	4.5	5	0.5	17 Min.	60	16 154 K 2A 1 A
0.15	7.2	9.5	4.5	5	0.5	17 Min.	60	16 154 K 2A 6 A
0.18	7.2	9.5	4.5	5	0.5	5±0.5	60	16 184 J 2A 7 Y
0.22	7.2	10	5	5	0.5	17 Min.	60	16 224 J 2A 1 A
0.22	7.2	9.5	4.5	5	0.5	17 Min.	60	16 224 J 2A 1 Y
0.22	7.2	9.5	4.5	5	0.5	17 Min.	60	16 224 J 2A 6 Y
0.22	7.2	10	5	5	0.5	17 Min.	60	16 224 K 2A 1 A
0.22	7.2	9.5	4.5	5	0.5	17 Min.	60	16 224 K 2A 1 Y
0.22	7.2	10	5	5	0.5	17 Min.	60	16 224 K 2A 6 A
0.22	7.2	9.5	4.5	5	0.5	17 Min.	60	16 224 K 2A 6 Y
0.22	7.2	10	5	5	0.5	5±0.5	60	16 224 K 2A 7 A
0.47	7.2	10	5	5	0.5	30±2.0	60	16 474 J 2A 1 A

only better

© Deki Electronics Ltd

B-19 & 20. Sector-58. Noida-201301. India • +91-120 2585458/57 • www.dekielectronics.com

16 Metallized Polyester Film Capacitors MPET Box Type (Sub Miniature)



250Vdc/160Vac	1.0	7.2	13	7	5	0.5	17 Min.	25	16 105 J 2A 1 A
	0.001	7.2	7.5	3.5	5	0.5	17 Min.	320	16 102 K 2E 1 A
	0.0015	7.2	7.5	3.5	5	0.5	17 Min.	320	16 152 J 2E 6 A
	0.0015	7.2	7.5	3.5	5	0.5	17 Min.	320	16 152 K 2E 1 A
	0.0022	7.2	7.5	3.5	5	0.5	17 Min.	320	16 222 K 2E 1 A
	0.01	7.2	6.5	2.5	5	0.5	17 Min.	320	16 103 J 2E 1 A
	0.01	7.2	6.5	2.5	5	0.5	17 Min.	320	16 103 K 2E 1 A
	0.01	7.2	6.5	2.5	5	0.5	17 Min.	320	16 103 K 2E 1 Z
	0.01	7.2	6.5	2.5	5	0.5	17 Min.	320	16 103 K 2E 6 A
	0.01	7.2	6.5	2.5	5	0.5	17 Min.	320	16 103 K 2E 6 Z
	0.012	7.2	6.5	2.5	5	0.5	17 Min.	320	16 123 K 2E 6 A
	0.015	7.2	6.5	2.5	5	0.5	5±0.5	320	16 153 J 2E 7 C
	0.022	7.2	7.5	3.5	5	0.5	17 Min.	320	16 223 J 2E 1 A
	0.022	7.2	7.5	3.5	5	0.5	17 Min.	320	16 223 K 2E 1 A
	0.047	7.2	9.5	4.5	5	0.5	17 Min.	320	16 473 K 2E 1 A
	0.047	7.2	7.5	3.5	5	0.5	5±0.5	320	16 473 K 2E 7 C
	0.056	7.2	9.5	4.5	5	0.5	17 Min.	320	16 563 J 2E 1 A
	0.056	7.2	9.5	4.5	5	0.5	17 Min.	320	16 563 K 2E 1 A
	0.068	7.2	9.5	4.5	5	0.5	17 Min.	320	16 683 J 2E 1 A
	0.068	7.2	9.5	4.5	5	0.5	17 Min.	320	16 683 K 2E 1 A
	0.082	7.2	10	5	5	0.5	17 Min.	320	16 823 K 2E 1 A
0.1	7.2	11	6	5	0.5	17 Min.	320	16 104 K 2E 1 Z	
0.1	7.2	10	5	5	0.5	17 Min.	320	16 104 K 2E 1 B	
0.1	7.2	11	6	5	0.5	17 Min.	320	16 104 K 2E 1 A	
0.1	7.2	11	6	5	0.5	17 Min.	320	16 104 K 2E 6 A	
0.1	7.2	11	6	5	0.5	17 Min.	320	16 104 K 2E 6 S	
400Vdc/ 200Vac	0.0010	7.2	7.5	3.5	5	0.5	17 Min.	600	16 102 K 2G 1 A
	0.0015	7.2	7.5	3.5	5	0.5	17 Min.	600	16 152 J 2G 6 Z
	0.0015	7.2	7.5	3.5	5	0.5	17 Min.	600	16 152 K 2G 1 A
	0.0015	7.2	7.5	3.5	5	0.5	17 Min.	600	16 152 K 2G 6 B
	0.0015	7.2	7.5	3.5	5	0.5	17 Min.	600	16 152 M 2G 6 A
	0.0022	7.2	6.5	2.5	5	0.5	17 Min.	600	16 222 K 2G 1 A
	0.0022	7.2	7.5	3.5	5	0.5	17 Min.	600	16 222 K 2G 1 Z
	0.0022	7.2	7.5	3.5	5	0.5	17 Min.	600	16 222 J 2G 6 Z
	0.0047	7.2	6.5	2.5	5	0.5	17 Min.	600	16 472 J 2G 6 A
	0.0047	7.2	6.5	2.5	5	0.5	5±0.5	600	16 472 J 2G 7 C
	0.0047	7.2	6.5	2.5	5	0.5	17 Min.	600	16 472 K 2G 1 A
	0.01	7.2	7.5	3.5	5	0.5	5±0.5	600	16 103 K 2G 7 C
	0.01	7.2	7.5	3.5	5	0.5	17 Min.	600	16 103 K 2G 1 C
	0.015	7.2	7.5	3.5	5	0.5	17 Min.	600	16 153 J 2G 6 A
	0.022	7.2	9.5	4.5	5	0.5	17 Min.	600	16 223 J 2G 6 A
	0.022	7.2	9.5	4.5	5	0.5	17 Min.	600	16 223 K 2G 6 A
	0.033	7.2	10	5	5	0.5	17 Min.	600	16 333 K 2G 1 A
0.047	7.2	11	6	5	0.5	17 Min.	600	16 473 J 2G 6 A	
630Vdc/ 250Vac	0.001	7.2	7.5	3.5	5	0.5	17 Min.	600	16 102 K 2J 1 A
	0.0022	7.2	7.5	3.5	5	0.5	17 Min.	600	16 222 J 2J 6 Z
	0.0022	7.2	7.5	3.5	5	0.5	5±0.5	600	16 222 K 2J 7 Z

only better

© Deki Electronics Ltd

B-19 & 20. Sector-58. Noida-201301. India • +91-120 2585458/57 • www.dekielectronics.com

16 Metallized Polyester Film Capacitors MPET Box Type (Sub Miniature)

Specific Data

Description	Value			
	Frequency	$C_R \leq 0.1 \mu F$	$0.1 \mu F < C_R \leq 1 \mu F$	$C_R > 1 \mu F$
Maximum tangent of loss angle (Tan δ)	1 kHz	0.008	0.01	0.01
	10 kHz	0.015	0.02	-
	100 kHz	0.03	-	-
Voltage proof test between leads	1.6 times of the rated DC voltage for 2 second			
Insulation Resistance (R_{IS}) (or) time constant $T = C_R \times R_{IS}$ at 25° C, relative humidity $\leq 70\%$	Rated Voltage	$C_R \leq 0.33 \mu F$	$C_R > 0.33 \mu F$	
	≤ 100 Vdc	≥ 3750 M Ω	≥ 1250 s	
	> 100 Vdc	≥ 7500 M Ω	≥ 2500 s	

Endurance Test

Loaded at 1.25 times of rated voltage at 85°C or 1.25 times of the category voltage at 105°C for 1000 hours. Category voltage is 75% of the rated voltage.

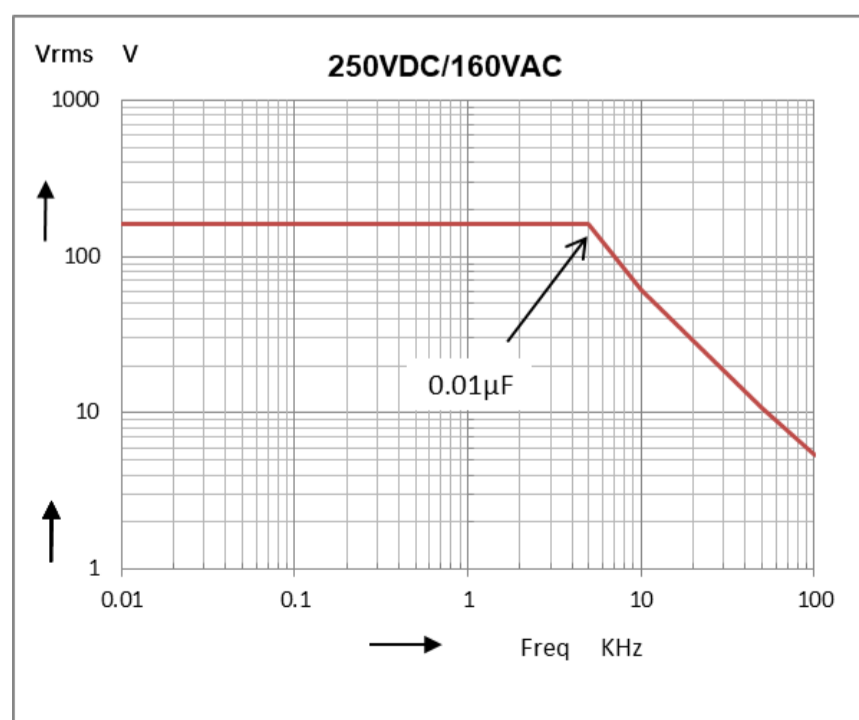
After The Test

$\Delta C/C$: $\leq 10\%$ of initial value.

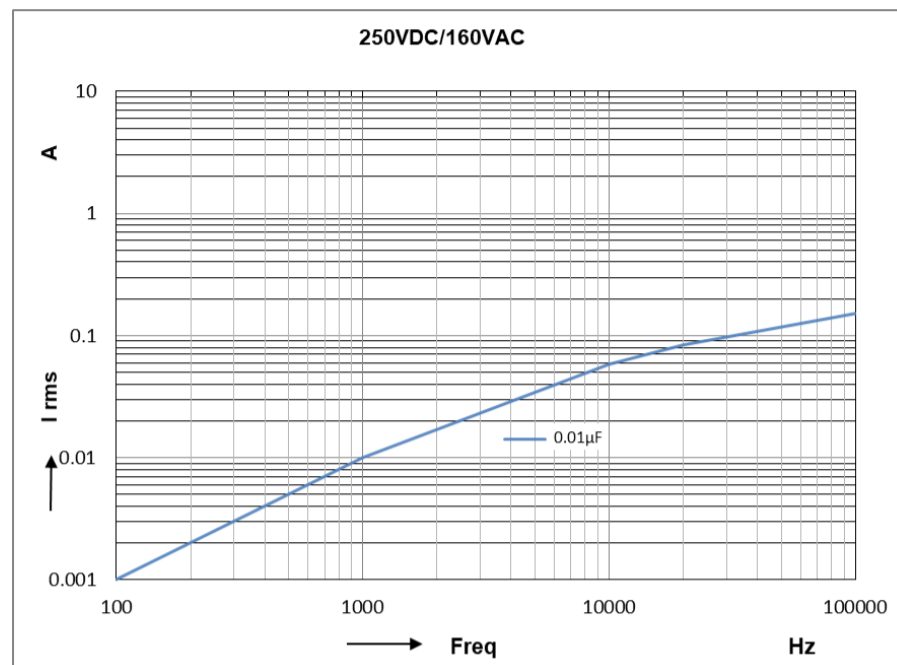
Increase of Tan δ : ≤ 0.005

Insulation Resistance: $\geq 50\%$ of the value mentioned in specific data.

Maximum voltage(Vrms) vs Frequency De-rating Graph

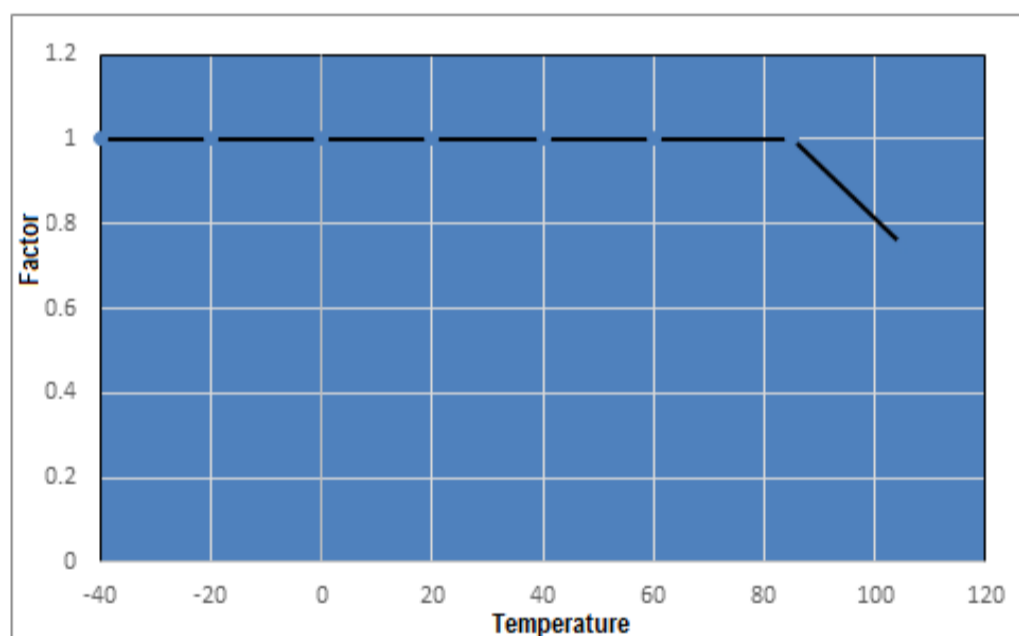


Maximum current (I_{rms}) vs Frequency De-rating Graph



Temperature De-rating Graph

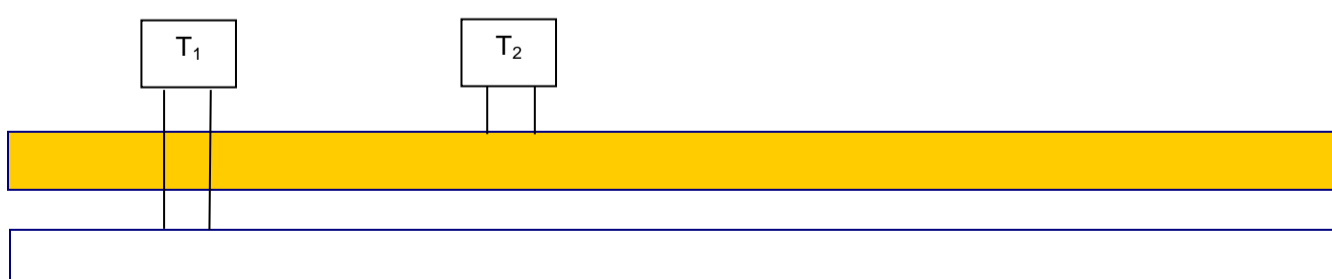
For temperature between 85°C and 105°C a de-rating factor of 1.25% per °C on the rated voltage V_R has to be applied.



Power Dissipation and Maximum Component Temperature Rise

After applying the A.C voltage to the capacitor with certain frequency, we can measure the hot spot temperature of the capacitor. From that we can calculate ΔT .

$$\Delta T = \text{hot spot temperature} - \text{ambient temperature}$$



- T₁ is the capacitor under test (Connected in the circuit)
- T₂ is capacitor which has no connection

16 Metallized Polyester Film Capacitors MPET Box Type (Sub Miniature)

Distance between T1 and T2 should be about 50mm and 100mm from other components. To avoid radiation or convection, the capacitor should be tested in a wind-free box. The capacitor under test is separated by polystyrene.

$$\Delta T_{\max} = T1 - T2$$

at one frequency level the ΔT_{\max} reach 10°C. That is the frequency which we have to start frequency derating.

Storage Conditions

Avoid storing the capacitors in places where the environmental conditions differ from the following:

Storage time: \leq 24 months from the date marked on the label glued to the package.

- Temperature: -40 to 80°C
- Humidity:

- Average per year: \leq 70%
- For 30 full days randomly distributed throughout the year: \leq 85%
- Dew: absent

After a longer period of storage or use, the tolerance can increase; but, according to standard specification, it may never exceed twice the value measured at the time of delivery.

Disclaimer

All our capacitors are designed, manufactured and tested to specifications. We strictly adhere to standards in procurement of materials, in the laid down manufacturing processes and consistently apply stringent process controls and testing parameters. This ensures that our capacitors always perform to the offered specifications.

Appropriateness of use in a specific circuit and fitness to a particular application however needs to be verified and its reliability through expected lifetime is required to be validated by the customer. Deki's responsibility is limited to ensuring that the capacitor performs as claimed in the specification/ data sheets provided by Deki. Deki specifically disclaims any implied warranties of fitness for any particular purpose. Liability, in any case is limited to the price paid for the capacitors.