

# Film Capacitors

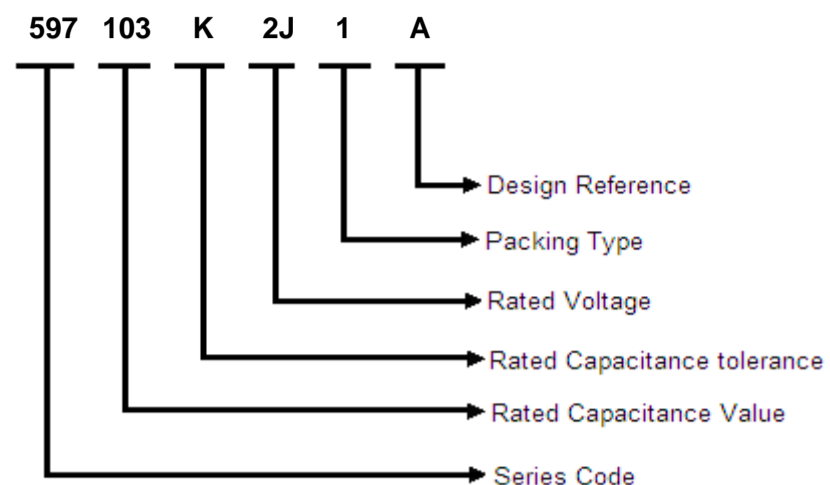
**Series/Type:** Plain Polypropylene Round Axial Film Capacitors  
(Non-Inductive)

**Series code:** 597

# 597 Plain Polypropylene Film Capacitors

## Non Inductive • PP-NI Axial

### Part Number Description



### Rated Capacitance

Three-digit (104) indicate rated capacitance in Pico Farad (First two digits indicate value & third digit indicates number of zeroes to be suffixed to first two digits).

For example:

103	= 10 ×	10 <sup>3</sup>	= 10000 pF	= 10 nF	=0.01 μF
104	= 10 ×	10 <sup>4</sup>	= 100000 pF	= 100 nF	=0.1 μF
105	= 10 ×	10 <sup>5</sup>	= 1000000 pF	= 1000 nF	=1 μF
106	= 10 ×	10 <sup>6</sup>	= 10000000 pF	= 10000 nF	=10 μF

### Capacitance Tolerance

F = ±1%, G = ±2%, H = ±2.5%, I = ±3.5%, J = ±5%, K = ±10%, L = ±15%, M = ±20%, N=±40%

### Rated Voltage

One digit and one letter (2J) or two digits indicate rated voltage

### Rated Voltage Codification

For DC Rated Voltage													
A		B		C		D		E		F		G	
1A	10	1B	12.5	1C	16	1D	20	1E	25	1F	30	1G	40
2A	100	2B	125	2C	160	2D	200	2E	250	2F	300	2G	400
3A	1000	3B	1250	3C	1600	3D	2000	3E	2500	3F	3000	3G	4000
H		I		J		K		L		M		N	
1H	50	1I	45	1J	63	1K	70	1L	80	1M	85	1N	90
2H	500	2I	450	2J	630	2K	700	2L	800	2M	850	2N	900
3H	5000	3I	4500	3J	6300	3K	7000	3L	8000	3M	8500	3N	9000
O		P		Q		R		S		U		V	
1O	110	1P	120	1Q	57.5	1R	15	1S	17	1U	130	1V	60
2O	1100	2P	1200	2Q	575	2R	150	2S	170	2U	1300	2V	600
3O	11000	3P	12000	3Q	5750	3R	1500	3S	1700	3U	13000	3V	6000
For AC Rated Voltage													
01	02	03	04	05	06	07	08	09	10	11	12	13	14
190 VAC	250 VAC	275 VAC	305 VAC	310 VAC	440 VAC	500 VAC	600 VAC	700 VAC	63 VAC	230 VAC	330 VAC	400 VAC	450 VAC

only better

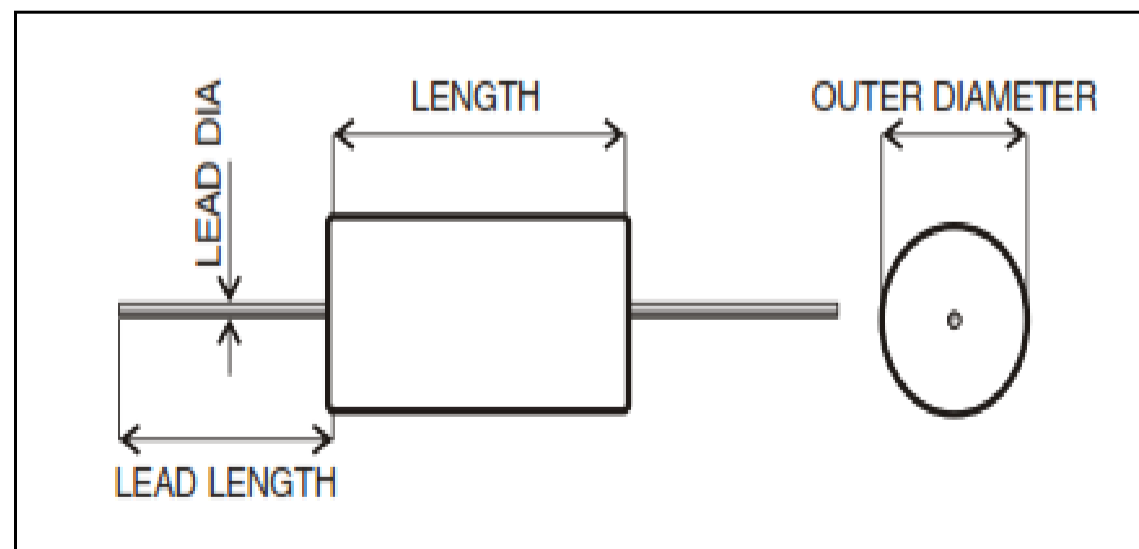
### \*Packing Type details:

- 1: Bulk packing (original pitch)
- 2: Bulk packing (after forming & cutting)
- 3: Ammo packing (after forming & taping)
- 4: Bulk packing (after forming in original pitch without cut)
- 5: Bulk packing (after formed & without cut)
- 6: Ammo packing (Straight lead)
- 7: Bulk packing (Straight lead cut)
- 8: Reel packing (Straight lead)

### Reference Data

Climatic testing class according to IEC 60068-1	40/100/21
Tolerance	±2% to ± 20%
Rated capacitance	0.00022µf to 0.073µf
Rated DC voltage	63Vdc to 1000 VDC
Maximum application temperature	100°C
Rated temperature	85°C
Reference standards	IEC 60384-13
Dielectric	Polypropylene
Electrodes	Al. Foil
Construction	Mono
Encapsulation	Wrapped in yellow polyester tape
Leads	Tinned wire
Marking Example	Type of capacitor, rated capacitance, rated tolerance, rated voltage and traceability code will be available on each and every capacitor. DEKI / PP-NI D 223 K 2J

### Dimensions Description



# Plain Polypropylene Film Capacitors

## Non Inductive • PP-NI Axial



Rated Voltage	Rated	Dimensions (mm)				Item Code
	Capacitance	Diameter	Length	Lead dia	Lead length	
	( $\mu$ F)	( $\pm 0.5$ )	( $\pm 0.5$ )	( $\pm 0.05$ )	Max	
63Vdc	0.033	11.5	17.0	0.6	30.0	597 333 J 1J 1 A
100Vdc	0.00033	7.0	16.0	0.6	30.0	597 331 J 2A 1 A
	0.001	7.0	16.0	0.6	30.0	597 102 J 2A 1 A
	0.001	8.0	16.5	0.6	30.0	597 102 J 2A 1 B
	0.001	8.0	16.5	0.6	30.0	597 102 M 2A 1 A
	0.0020	7.0	16.0	0.6	30.0	597 202 J 2A 1 A
	0.0022	8.0	16.5	0.6	30.0	597 222 J 2A 1 A
	0.0033	9.0	16.0	0.6	30.0	597 332 J 2A 1 A
	0.01	9.0	16.0	0.6	30.0	597 103 J 2A 1 A
	0.018	11.0	20.0	0.6	30.0	597 183 J 2A 1 A
	0.033	11.0	19.0	0.6	30.0	597 333 J 2A 1 A
	0.047	11.0	19.0	0.6	30.0	597 473 J 2A 1 U
	0.068	13.0	19.0	0.6	30.0	597 683 J 2A 1 U
	0.1	11.0	27.0	0.6	30.0	597 104 J 2A 1 A
	0.22	15.0	27.0	0.6	30.0	597 224 J 2A 1 U
250Vdc	0.0020	9.0	16.0	0.6	30.0	597 202 J 2E 1 A
	0.0022	8.0	16.5	0.6	30.0	597 222 J 2E 1 A
	0.0068	11.0	16.0	0.6	30.0	597 682 J 2E 1 A
	0.01	9.0	16.0	0.8	30.0	597 103 J 2E 1 A
	0.022	9.0	22.0	0.8	30.0	597 223 J 2E 1 A
	0.068	12.0	27.0	0.8	30.0	597 683 G 2E 1 A
	0.073	13.0	27.0	0.8	30.0	597 733 G 2E 1 A
400Vdc	0.00010	7.0	16.0	0.6	30.0	597 101 J 2G 1 U
	0.00022	8.5	16.5	0.6	30.0	597 221 J 2G 1 A
	0.00047	8.0	16.5	0.6	30.0	597 471 J 2G 1 A
	0.00056	8.0	16.5	0.6	30.0	597 561 J 2G 1 A
	0.00068	8.0	16.5	0.6	30.0	597 681 J 2G 1 A
	0.001	8.0	16.5	0.6	30.0	597 102 J 2G 1 A
	0.0022	10.0	16.5	0.6	30.0	597 222 J 2G 1 A
	0.024	11.5	27.5	0.8	30.0	597 243 J 2G 1 A
	0.035	12.0	27.5	0.8	30.0	597 353 J 2G 1 A
1000Vdc	0.001	8.0	15.5	0.6	30.0	597 102 J 3A 1 A

\*All dimension in mm

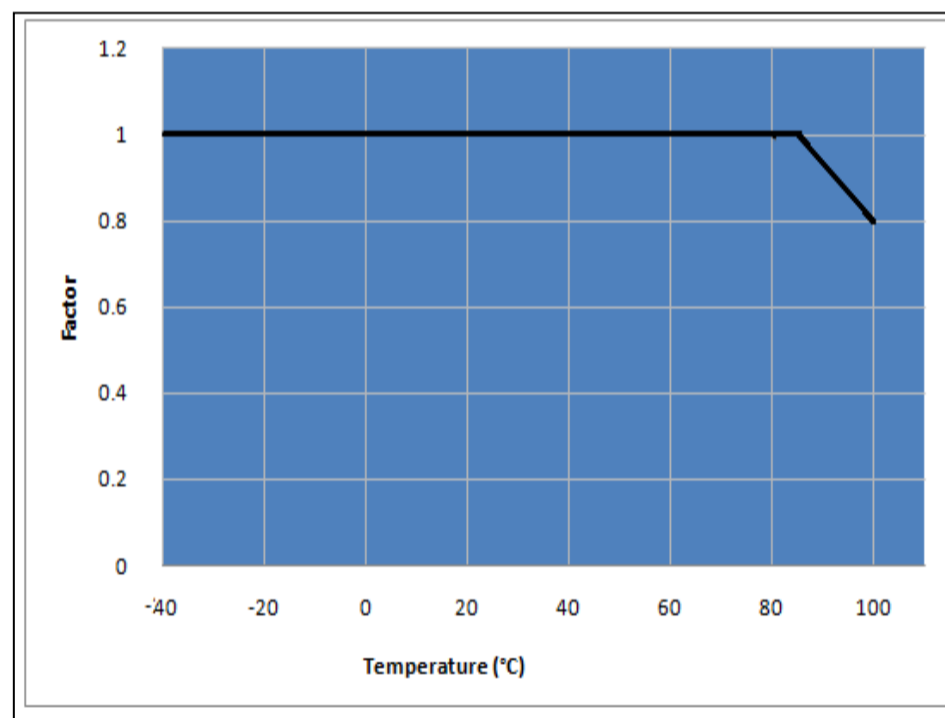
only better

## Specific Data

Description	Value	
Maximum tangent of loss angle (Tanδ)	1 kHz	10 kHz
	0.0008	0.0015
Voltage proof test between leads	2 times of the rated DC voltage for 2 second	
Insulation Resistance ( $R_{IS}$ ) (or) time constant $T = C_R \times R_{IS}$ at 25° C, relative humidity ≤70%	$C_R \leq 0.1 \mu F$	$C_R > 0.1 \mu F$
	≥100000 MΩ	≥10000 s

## Temperature Derating Graph

For temperature between +85°C and 100°C a decreasing factor of 1.25% per °C on the rated voltage VR has to be applied



## Storage Conditions

Avoid storing the capacitors in places where the environmental conditions differ from the following:  
 Storage time: ≤ 24 months from the date marked on the label glued to the package.

- Temperature: -40 to 80°C
- Humidity:

- Average per year: ≤70%
- For 30 full days randomly distributed throughout the year: ≤85%
- Dew: absent

After a longer period of storage or use, the tolerance can increase; but, according to standard specification, it may never exceed twice the value measured at the time of delivery.

### Disclaimer

All our capacitors are designed, manufactured and tested to specifications. We strictly adhere to standards in procurement of materials, in the laid down manufacturing processes and consistently apply stringent process controls and testing parameters. This ensures that our capacitors always perform to the offered specifications.

Appropriateness of use in a specific circuit and fitness to a particular application however needs to be verified and its reliability through expected lifetime is required to be validated by the customer. Deki's responsibility is limited to ensuring that the capacitor performs as claimed in the specification/ data sheets provided by Deki. Deki specifically disclaims any implied warranties of fitness for any particular purpose. Liability, in any case is limited to the price paid for the capacitors.