

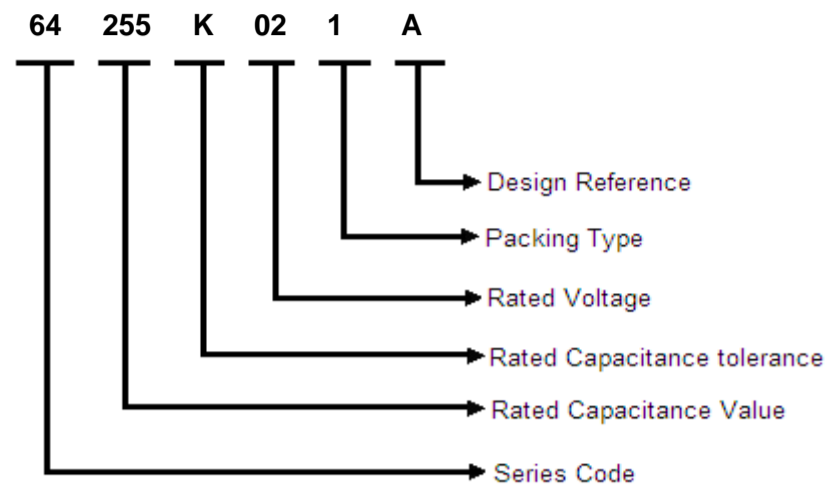
Film Capacitors

Series/Type: Metallized Polypropylene Film Capacitors Switch Type Fan
Regulator Capacitors

Series code: 64

64 Metallized Polypropylene Film Capacitors Switch Type Fan Regulator Capacitors • MPP

Part Number Description



Rated Capacitance

Three-digit (255) indicate rated capacitance in Pico Farad (First two digits indicate value & third digit indicates number of zeroes to be suffixed to first two digits).

For example:

103	= 10 ×	10 ³	=	10000 pF	=	10 nF	=	0.01 μF
104	= 10 ×	10 ⁴	=	100000 pF	=	100 nF	=	0.1 μF
105	= 10 ×	10 ⁵	=	1000000 pF	=	1000 nF	=	1 μF
106	= 10 ×	10 ⁶	=	10000000 pF	=	10000 nF	=	10 μF

Capacitance Tolerance

F = ±1%, G = ±2%, H = ±2.5%, I = ±3.5%, J = ±5%, K = ±10%, L = ±15%, M = ±20%, N = ±40%

Rated Voltage

One digit and one letter (2A) or two digits (02) indicate rated voltage.

Rated Voltage Codification


For DC Rated Voltage													
A		B		C		D		E		F		G	
1A	10	1B	12.5	1C	16	1D	20	1E	25	1F	30	1G	40
2A	100	2B	125	2C	160	2D	200	2E	250	2F	300	2G	400
3A	1000	3B	1250	3C	1600	3D	2000	3E	2500	3F	3000	3G	4000
H		I		J		K		L		M		N	
1H	50	1I	45	1J	63	1K	70	1L	80	1M	85	1N	90
2H	500	2I	450	2J	630	2K	700	2L	800	2M	850	2N	900
3H	5000	3I	4500	3J	6300	3K	7000	3L	8000	3M	8500	3N	9000
O		P		Q		R		S		T		U	
1O	110	1P	120	1Q	57.5	1R	15	1S	17	1T	70	1U	130
2O	1100	2P	1200	2Q	575	2R	150	2S	170	2T	700	2U	1300
3O	11000	3P	12000	3Q	5750	3R	1500	3S	1700	3T	70000	3U	13000

For AC Rated Voltage													
01	02	03	04	05	06	07	08	09	10	11	12	13	14
190	250	275	305	310	440	500	600	700	63	230	330	400	450
VAC	VAC	VAC	VAC	VAC	VAC	VAC	VAC	VAC	VAC	VAC	VAC	VAC	VAC

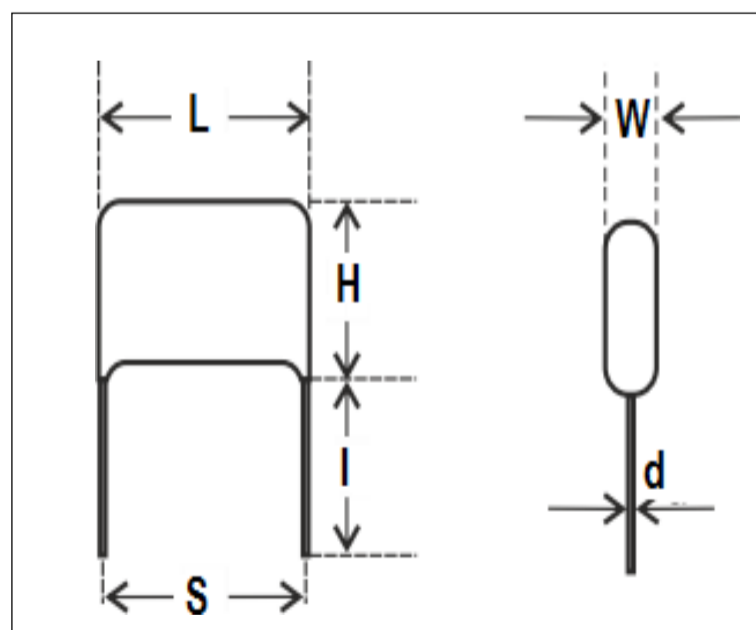
*Packing Type details:

- 1: Bulk packing (original pitch)
- 2: Bulk packing (after forming & cutting)
- 3: Ammo packing (after forming & taping)
- 4: Bulk packing (after forming in original pitch without cut)
- 5: Bulk packing (after formed & without cut)
- 6: Ammo packing (Straight lead)
- 7: Bulk packing (Straight lead cut)
- 8: Reel packing (Straight lead)

Reference Data

Capacitance	1.8 μ F to 4.0 μ F
Capacitance Tolerance	\pm 5% and \pm 10%
Rated AC Voltage	250Vac
Climatic testing class according to IEC 60068-1	40/85/21
Rated temperature	70°C
Dielectric	Polypropylene
Electrodes	Fuse type metallized
Construction	Mono
Encapsulation	Coated with flame retardant brown colour epoxy powder
Leads	Tinned wire
Marking on capacitor body	Type of capacitor, rated capacitance, rated tolerance, rated voltage and traceability code will be available on each and every capacitor. Example-
Compatibility to RoHS	

Dimensions Description



64 Metallized Polypropylene Film Capacitors Switch Type Fan Regulator Capacitors • MPP



Rated Capacitance (μF)	Dimensions (mm)						Item Code
	L	H	W	S	d	l	
	(Max)	(Max)	(Max)		(±0.05)		
2.2	31	18	8.5	27.5±1.0	0.8	17 Min.	64 225 K 02 1 B
2.5	31	22	10	27.5±1.0	0.8	17 Min.	64 255 J 02 1 A
2.5	31	22	10	27.5±1.0	0.8	5.0±1.0	64 255 J 02 7 A
2.5	31	22	10	27.5±1.0	0.8	6.5±1.0	64 255 J 02 7 N
4.2	31	22	13	27.5±1.0	0.8	17 Min.	64 425 K 02 1 B

Specific Data

Description	Value
Maximum tangent of loss angle(Tanδ)	0.001 at 1 kHz
Voltage proof test between leads	640Vdc for 2 second
Insulation Resistance (RIS) (or) time constant T= CR × RIS at 25 °C, relative humidity ≤70%	≥7500 second at 100 Vdc

Lot To Lot High Voltage AC Test

Loaded at 440Vac at ambient temperature for 2 hours.

After The Test

ΔC/C : ≤ 10% of initial value.

Increase of Tanδ : ≤ 0.004 at 1 kHz

Insulation Resistance : ≥ 50% of the value mentioned in specific data.

Storage Conditions

Avoid storing the capacitors in places where the environmental conditions differ from the following:

Storage time: ≤ 24 months from the date marked on the label glued to the package.

- Temperature: -40 to 80°C
- Humidity:

- Average per year: ≤70%
- For 30 full days randomly distributed throughout the year: ≤85%
- Dew: absent

After a longer period of storage or use, the tolerance can increase; but, according to standard specification, it may never exceed twice the value measured at the time of delivery.

Disclaimer

All our capacitors are designed, manufactured and tested to specifications. We strictly adhere to standards in procurement of materials, in the laid down manufacturing processes and consistently apply stringent process controls and testing parameters. This ensures that our capacitors always perform to the offered specifications. Appropriateness of use in a specific circuit and fitness to a particular application however needs to be verified and its reliability through expected lifetime is required to be validated by the customer. Deki's responsibility is limited to ensuring that the capacitor performs as claimed in the specification/ data sheets provided by Deki. Deki specifically disclaims any implied warranties of fitness for any particular purpose. Liability, in any case is limited to the price paid for the capacitors.

only better